

**APPENDIX 1. Table of IV Students' Name**

No	Code	Name	Gender
1	S1	Putu Adelia Pramesty Danantari	P
2	S2	Sang Ayu Made Anggun Putri Purnami	P
3	S3	Dewa Ayu Made Amelia Putri	P
4	S4	I Dewa Made Ashwan Somawisesa	L
5	S5	I Made Dana Satya Widyantara	L
6	S6	I Gede Deva Dianajaya	L
7	S7	I Dewa Agung Dipta Maheswara	L
8	S8	Made Gede Ferdy Tisna Baskara	L
9	S9	Sang Nyoman Febriana	L
10	S10	I Gede Jesta Suandana	L
11	S11	Dewa Ayu Nindya Mei	P
12	S12	Komang Prajna Mahaswari	P
13	S13	Kadek Resya Widya Febriani	P
14	S14	I Kadek Radit Datma Putra	L
15	S15	Ni Kadek Rasti Ningsih	P
16	S16	Ni Komang Siska Amelia Putri	P
17	S17	I Putu Suarbawa	L
18	S18	Ni Luh Putu Sastra Yuni	P
19	S19	Sang Ayu Made Tirta Dewi	P
20	S20	Dewa Ayu Indri Sasmita	P

**APPENDIX 2. Pre-test Result**

Num	Code	Gender	Score	Description
1	S1	P	80	Passed
2	S2	P	95	Passed
3	S3	P	60	Failed
4	S4	L	60	Failed
5	S5	L	60	Failed
6	S6	L	25	Failed
7	S7	L	40	Failed
8	S8	L	55	Failed
9	S9	L	35	Failed
10	S10	L	40	Failed
11	S11	P	75	Passed

12	S12	P	70	Failed
13	S13	P	50	Failed
14	S14	L	30	Failed
15	S15	P	75	Passed
16	S16	P	75	Passed
17	S17	L	35	Failed
18	S18	P	75	Passed
19	S19	P	60	Failed
20	S20	P	90	Passed
Total Score		1.185		
Average Score		59,25		
Classical Completeness		35%		

### APPENDIX 3. Post-test Result Cycle I

Num	Code	Gender	Score	Description
1	S1	P	85	Passed
2	S2	P	95	Passed
3	S3	P	85	Passed
4	S4	L	70	Failed
5	S5	L	75	Passed
6	S6	L	30	Failed
7	S7	L	60	Failed
8	S8	L	60	Failed
9	S9	L	45	Failed
10	S10	L	65	Failed
11	S11	P	80	Passed
12	S12	P	75	Passed
13	S13	P	65	Failed
14	S14	L	60	Failed
15	S15	P	80	Passed
16	S16	P	75	Passed
17	S17	L	50	Failed
18	S18	P	75	Passed
19	S19	P	70	Failed
20	S20	P	95	Passed
Total Score		1.395		
Average Score		69,75		

Classical Completeness	50%
------------------------	-----

#### APPENDIX 4. Post-test Result Cycle II

Num	Code	Gender	Score	Description
1	S1	P	95	Passed
2	S2	P	100	Passed
3	S3	P	95	Passed
4	S4	L	75	Passed
5	S5	L	80	Passed
6	S6	L	50	Failed
7	S7	L	75	Passed
8	S8	L	75	Passed
9	S9	L	50	Failed
10	S10	L	75	Passed
11	S11	P	85	Passed
12	S12	P	80	Passed
13	S13	P	75	Passed
14	S14	L	75	Passed
15	S15	P	85	Passed
16	S16	P	85	Passed
17	S17	L	65	Failed
18	S18	P	80	Passed
19	S19	P	75	Passed
20	S20	P	100	Passed
Total Score		1.575		
Average Score		78,75		
Classical Completeness		85%		

**APPENDIX 5. Comparison of Pre-test, Post-test I, Post-test II**

No	Name	Pre-Test	Post-Test I	Post-Test II
1	S1	80	85	95
2	S2	95	95	100
3	S3	60	85	95
4	S4	60	70	75
5	S5	60	75	80
6	S6	25	30	50
7	S7	40	60	75
8	S8	55	60	75
9	S9	35	45	50
10	S10	40	65	75
11	S11	75	80	85
12	S12	70	75	80
13	S13	50	65	75
14	S14	30	60	75
15	S15	75	80	85
16	S16	75	75	85
17	S17	35	50	65
18	S18	75	75	80
19	S19	60	70	75
20	S20	90	95	100
Overall Average		59,2	69,7	78,7
Percentage of classical mastery		35%	50%	85%

## APPENDIX 6. English Teaching Module 2025

# ENGLISH TEACHING MODULE

<b>A. GENERAL INFORMATION</b>	
Name of The Prepares	Ni Nengah Suardani
Name of Institution	SD N 4 KAWAN
Year of developing teaching module	2025
School Level	Elementary school
Class	IV (Fourth)
Phase	B
Target Participants	Regular
Pancasila Student Profile	<ul style="list-style-type: none"><li>➤ Independent</li><li>➤ Creative</li><li>➤ Collaborative</li></ul>
Tools and Materials	<ul style="list-style-type: none"><li>➤ Laptop</li><li>➤ Internet</li><li>➤ Whiteboard</li><li>➤ Teacher's book / Student's book</li></ul>
Time Allocation	3 x 35 minutes (2 meetings)
<b>B. CORE COMPONENTS</b>	
1. Phase Learning	By the end of Phase B, learners understand and respond to simple spoken and visual texts in English. In developing

<p>Outcomes (CPs)</p>	<p>listening and speaking skills, learners follow/respond to simple instructions or questions in English and share information with simple vocabulary. Learners respond to a variety of simple oral and written texts/pictures with visual aids and non-verbal communication. In Phase B, learners can interact using simple English.</p> <p style="text-align: center;"><b>Element listening – speaking</b></p> <p>By the end of Phase B, learners use English to interact in a wider range of social and classroom situations, but still predictably (routinely) use sentences with patterns appropriate to the context. They change or substitute sentence elements to participate in classroom routines and learning activities such as conveying feelings, expressing needs and asking for help. They understand main ideas and information conveyed orally with visual aids, and using simple vocabulary they follow simple sets of instructions related to classroom procedures and learning activities with visual aids.</p> <p style="text-align: center;"><b>Element reading – viewing</b></p> <p>By the end of Phase B, students understand everyday vocabulary with support from pictures/illustration. They read and respond to a range of short, simple, familiar texts in the form of print or digital texts, including visual, multimodal or interactive texts.</p> <p style="text-align: center;"><b>Element writing – presenting</b></p> <p>By the end of Phase B, students communicate their ideas and experience through drawing and copied writing. With</p>
-----------------------	---

	teachers' support, they simple descriptions and procedures using simple word/phrases and picture. They use invited spelling in writing simple vocabulary related to their class and home environments.
2. Learning Objectives	1.1 Able to express daily activities using verb-ing and able to make sentences based on their activities. 1.2 Able to make sentences using verb-ing 1.3 Able to respond to commands with active movement.
3. Meaningful Understanding	By looking at all the activities in our lives, learners are able to speak and make a sentence using verb-ing that matches the activity.
4. Prompting question	1. Let's guess what I'm doing? 2. What is she doing?
<b>C. LEARNING ACTIVITIES</b>	
<b>MEETING 1 = 2 JP X 35 MINUTES</b>	
Starting activity (10 minutes)	1. The teacher greets and takes attendance 2. Pray together before starting the lesson 3. The teacher conveys the learning objectives
Core Activity (50 minutes)	1) The teacher invites the students to sing a song. <i>Teacher : Okay students, today we are going to sing. Do you like singing?</i> - The teacher gives an example of a song <u>Singing with "Are you Sleeping" tone</u> <i>We are drawing, we are drawing</i> <i>You are reading, You are reading,</i> <i>What are you doing now</i> <i>What are you doing now</i> <i>I'm playing</i>

	<p style="text-align: center;"><i>I'm playing</i></p> <ul style="list-style-type: none"> <li>- Students sing the song</li> <li>2) Teacher invites students to guess what the teacher is doing in front of the class.</li> </ul> <p style="text-align: center;"><i>Teacher : What am I doing?</i></p> <p style="text-align: center;"><i>[Teacher acts out 'drawing']</i></p> <ul style="list-style-type: none"> <li>3) The students are invited to guess and mention the vocabulary found in the song.</li> </ul>
Closing Activities (10 minutes)	<ul style="list-style-type: none"> <li>1. The teacher appreciates what each learner says.</li> <li>2. Teacher and students conclude the lesson</li> <li>3. The teacher closes the lesson with prayer and greetings.</li> </ul>
	<p>Reflection</p> <p>Teacher reflection</p> <ul style="list-style-type: none"> <li>1. Did you find today's learning fun?</li> <li>2. Is the delivery of material well understood by students?</li> <li>3. Were the learners actively involved in the learning process</li> </ul> <p>Learner reflection</p> <p>Students verbally express what they learned today.</p>
<b>MEETING 2 = 2 JP X 35 MINUTES</b>	
Starting activity (10 minutes)	<ul style="list-style-type: none"> <li>1. The teacher greets and takes attendance</li> <li>2. Pray together before starting the lesson</li> <li>3. Ice breaking</li> </ul>
Core Activity (50 minutes)	<ul style="list-style-type: none"> <li>1. Vocabulary Introduction with Movements <ul style="list-style-type: none"> <li>a) <i>eating (makan)</i></li> <li>b) <i>drinking (minum)</i></li> <li>c) <i>writing (menulis)</i></li> <li>d) <i>reading (membaca)</i></li> </ul> </li> </ul>

	<p>e) <i>running (berlari)</i></p> <p>f) <i>jumping (melompat)</i></p> <p>g) <i>sleeping (tidur)</i></p> <ul style="list-style-type: none"> <li>- <i>The teacher demonstrates the movements one by one according to the words.</i></li> <li>- <i>And then the students imitate the movements and say the words.</i></li> </ul> <p>2. Student Demonstration and Interaction</p> <ul style="list-style-type: none"> <li>- The teacher asks several students to come to the front to demonstrate one of the movements that have been taught without saying the word. <i>Teacher : What is he/she doing?</i></li> <li>- Then, the other students are asked to guess the movement. <i>Students : “he is sleeping”, “she is jumping”</i></li> </ul> <p>The teacher gives positive reinforcement for each answer, such as: “Great job!”, “Well done!”, “That’s correct!”</p>
<p>Closing Activities (10 minutes)</p>	<ol style="list-style-type: none"> <li>1. Cycle 1 post test</li> <li>2. The teacher gives appreciation to what each learner says</li> <li>3. Teacher and students conclude the lesson</li> <li>4. The teacher closes the lesson with prayer and greetings.</li> </ol> <p>Reflection</p> <p>Teacher reflection</p> <ol style="list-style-type: none"> <li>1. Did you find today's learning fun?</li> <li>2. Is the delivery of material well understood by students?</li> <li>3. Were the learners actively involved in the learning process</li> </ol>

	<p>Learner reflection</p> <p>Students verbally express what they learned today.</p>
--	---



# ENGLISH TEACHING

## MODULE

<b>A. GENERAL INFORMATION</b>	
Name of The Prepares	Ni Nengah Suardani
Name of Institution	SD N 4 KAWAN
Year of developing teaching module	2025
School Level	Elementary school
Class	IV (Fourth)
Phase	B
Target Participants	Regular
Pancasila Student Profile	<ul style="list-style-type: none"><li>➤ Independent</li><li>➤ Creative</li><li>➤ Collaborative</li></ul>
Tools and Materials	<ul style="list-style-type: none"><li>➤ Laptop</li><li>➤ Internet</li><li>➤ Whiteboard</li><li>➤ Teacher's book / Student's book</li></ul>
Time Allocation	4 x 35 minutes (2 meetings)
<b>B. CORE COMPONENTS</b>	
1. Phase Learning Outcomes (CPs)	By the end of Phase B, learners understand and respond to simple spoken and visual texts in English. In developing listening and speaking skills, learners follow/respond to simple instructions or questions in English and share information with simple vocabulary. Learners respond to a variety of simple oral and written texts/pictures with visual

	<p>aids and non-verbal communication. In Phase B, learners can interact using simple English.</p> <p style="text-align: center;"><b>Element listening – speaking</b></p> <p>By the end of Phase B, learners use English to interact in a wider range of social and classroom situations, but still predictably (routinely) use sentences with patterns appropriate to the context. They change or substitute sentence elements to participate in classroom routines and learning activities such as conveying feelings, expressing needs and asking for help. They understand main ideas and information conveyed orally with visual aids, and using simple vocabulary they follow simple sets of instructions related to classroom procedures and learning activities with visual aids.</p> <p style="text-align: center;"><b>Element reading – viewing</b></p> <p>By the end of Phase B, students understand everyday vocabulary with support from pictures/illustration. They read and respond to a range of short, simple, familiar texts in the form of print or digital texts, including visual, multimodal or interactive texts.</p> <p style="text-align: center;"><b>Element writing – presenting</b></p> <p>By the end of Phase B, students communicate their ideas and experience through drawing and copied writing. With teachers’ support, they simple descriptions and procedures using simple word/phrases and picture. They use invited spelling in writing simple vocabulary related to their class and home environments.</p>
--	--

2. Learning Objectives	<p>1.1 Able to express daily activities using verb-ing and able to make sentences based on their activities.</p> <p>1.2 Able to make sentences using verb-ing</p> <p>1.3 Able to respond to commands with active movement.</p>
3. Meaningful Understanding	By looking at all the activities in our lives, learners are able to speak and make a sentence using verb-ing that matches the activity.
4. Prompting question	<p>1. Let's guess what I'm doing?</p> <p>2. What is she doing?</p>
<b>C. LEARNING ACTIVITIES</b>	
<b>MEETING 3 = 2 JP X 35 MINUTES</b>	
Starting activity (10 minutes)	<p>1. The teacher greets and takes attendance</p> <p>2. Pray together before starting the lesson</p> <p>3. Ice breaking</p>
Core Activity (50 minutes)	<p>1. The teacher repeats the previous vocabulary The teacher demonstrates the movements again while saying them: <i>Teacher</i> : "Let's review. [the teacher acts out 'reading', 'running', ect]. And then the students guess it.</p> <p>2. Introduction of new vocabulary using image media the teacher introduces new vocabulary through movements and illustrated pictures. The new vocabulary includes:</p> <p style="margin-left: 40px;">a) <i>Singing (Menyanyi)</i></p> <p style="margin-left: 40px;">b) <i>Dancing (Menari)</i></p> <p style="margin-left: 40px;">c) <i>Cooking (Memasak)</i></p> <p style="margin-left: 40px;">d) <i>Cleaning (Membersihkan)</i></p> <p style="margin-left: 40px;">e) <i>Washing (Mencuci)</i></p>

	<p>f) <i>Talking (Berbicara)</i> g) <i>Walking (Berjalan)</i></p> <p>3. Guessing Vocabulary with Pictures and Movements</p> <p>After all the vocabulary has been introduced, the teacher continues with a guessing game using both movements and pictures</p> <p>- Guessing the Movement</p> <p>The teacher demonstrates one of the activities [teacher acts out 'washing'].</p> <p><i>The teacher asks:</i> "Let's guess. What am I doing?"</p> <p><i>Students respond:</i> "You are washing!" or "Washing!"</p> <p>- Guessing the Picture</p> <p>The teacher shows activity pictures randomly and asks students to name the activity.</p> <p><i>The teacher:</i> "Look at this picture. What is she doing?" (The picture shows someone cooking.)</p> <p><i>Students answer:</i> "She is cooking!"</p> <p>4. Small Group Practice</p> <p>Students are divided into small groups (2 people). Each group is given several pictures of the activities they have learned.</p> <p><i>Student task:</i> Taking turns, one group member shows a picture to their friend. The other friend is asked to respond with a</p>
--	--

	<p>complete sentence using “What are you doing?” and “I am...” or “He/She is...”.</p> <p>Example dialogue:</p> <p>A: “What is she doing?” (while showing a picture of someone cleaning)</p> <p>B: “She is cleaning.”</p>
Closing Activities (10 minutes)	<ol style="list-style-type: none"> <li>1. The teacher appreciates what each learner says.</li> <li>2. Teacher and students conclude the lesson</li> <li>3. The teacher closes the lesson with prayer and greetings.</li> </ol>
	<p>Reflection</p> <p>Teacher reflection</p> <ol style="list-style-type: none"> <li>1. Did you find today's learning fun?</li> <li>2. Is the delivery of material well understood by students?</li> <li>3. Were the learners actively involved in the learning process</li> </ol> <p>Learner reflection</p> <p>Students verbally express what they learned today.</p>
<b>MEETING 4 = 2 JP X 35 MINUTES</b>	
Starting activity (10 minutes)	<ol style="list-style-type: none"> <li>1. The teacher greets and takes attendance</li> <li>2. Pray together before starting the lesson</li> <li>3. Ice breaking</li> </ol>
Core Activity (50 minutes)	<ol style="list-style-type: none"> <li>1. The teacher repeats all the vocabulary with movement.</li> </ol> <p>The teacher invites the students to review all the vocabulary that has been taught in the previous session.</p> <p>The review is done in order. Students are also invited to guess randomly when the teacher demonstrates a movement without saying the word.</p>

	<p>Example:</p> <p>Teacher: [teacher acts out ‘washing’] “What am I doing?”</p> <p>Students: “You are washing!”</p> <p>2. Writing a Short Dialogue Based on a Picture</p> <ul style="list-style-type: none"> <li>- Each pair receives one activity picture (for example, someone reading or cooking).</li> <li>- The students’ task is to write a short dialogue based on the picture.</li> </ul> <p>Example :</p> <p>Ayu: Good morning, Komang!</p> <p>Komang : Good morning, Ayu! How are you today?</p> <p>Ayu: I’m fine thanks. What are you doing?</p> <p>Komang: I am reading a book.</p> <p>Ayu: Wow, that’s good!</p> <p>Komang: Yeahh! Let’s read together.</p> <p>3. After writing, the students are asked to perform their dialogue in front of the class in pairs.</p>
<p>Closing Activities (10 minutes)</p>	<ol style="list-style-type: none"> <li>1. Cycle 2 post test</li> <li>2. The teacher gives appreciation to what each learner says</li> <li>3. Teacher and students conclude the lesson</li> <li>4. The teacher closes the lesson with prayer and greetings.</li> </ol>
	<p>Reflection</p> <p>Teacher reflection</p> <ol style="list-style-type: none"> <li>1. Did you find today's learning fun?</li> <li>2. Is the delivery of material well understood by students?</li> <li>3. Were the learners actively involved in the learning process</li> </ol> <p>Learner reflection</p> <p>Students verbally express what they learned today.</p>

## APPENDIX 7. Pre-Test Questions

### PRE -TEST

Choose A,B, C or D as the best answer

1. Nina is \_\_\_\_\_ a book now.
- a. cooking
  - b. studying
  - c. reading
  - d. playing

2. Made : Hi Kadek, what are you doing?

Kadek : I am \_\_\_\_\_ hand

- a. drinking
- b. eating
- c. playing
- d. washing

3. Mother : It is 9 pm now. Where is Laksmi?

Father : Laksmi is \_\_\_\_\_ in her bedroom.

- a. swimming
- b. playing
- c. washing
- d. sleeping

4. I have a ball. I want to \_\_\_\_\_

- a. play music

- b. play guitar
- c. play piano
- d. play football

5. I like ice cream, ice cream is so \_\_\_\_\_.

- a. spicy
- b. bitter
- c. sour
- d. creamy

6. She \_\_\_\_\_ a nurse

- a. are
- b. am
- c. is
- d. a

7. Mita wear white \_\_\_\_\_ and black shoes to go school.



- a. jeans
- b. jacket

- c. cap
- d. socks

8. Angel : why is the ice tea  
so \_\_\_\_\_ ?

Rira : maybe because there is too  
much sugar in the ice tea.

- a. sweet
- b. sour
- c. spicy
- d. bitter

9. What is he doing?



- a. sitting
- b. walking
- c. running
- d. singing

10. I feel cold, I want to wear \_\_\_\_\_

- a. shorts
- b. a cap
- c. fan
- d. a jacket

11. Look at the picture below! What  
is she doing?



- a. She is eating grapes
- b. She is taking grapes
- c. She is cutting grapes
- d. She is picking grapes

12. We \_\_\_\_\_ very happy today

- a. is
- b. am
- c. are
- d. do

13. Wow I like this food. It I

- so \_\_\_\_\_
- a. delicious
  - b. bad
  - c. big
  - d. small

14. I \_\_\_\_\_ movies only on Sunday.

- a. look
- b. listen
- c. watch
- d. hear

15. Please make a sentence from the  
picture below!



- a. Rio is playing basketball
- b. Rio is cutting basketball
- c. Rio is eating basketball
- d. Rio is watching basketball

16. Please close the window! The word “close” in Bahasa means....

- a. Buka
- b. Tutup
- c. Geser
- d. Ganti

17. What is it?



- a. Table
- b. Whiteboard
- c. Chair
- d. Window

18. (window - Ria – opens – the )

- a. The opens Ria window
- b. Ria window the opens
- c. Ria opens the window
- d. Opens the window

19. We \_\_\_\_\_ to the library after class

- a. go
- b. take
- c. close
- d. open

20. I \_\_\_\_\_ coffee every morning

- a. eat
- b. drink
- c. take
- d. bake

## APPENDIX 8. Post-Test I Questions

### POST-TEST 1

Choose A,B, C or D as the best answer

1. I have a new toy car. I want to \_\_\_\_\_ it on the floor.

a. push  
b. throw  
c. kick  
d. carry

2. He \_\_\_\_\_ a farmer.

a. are  
b. am  
c. is  
d. do

3. Lita is \_\_\_\_\_ a new song on the stage.

a. singing  
b. dancing  
c. drawing  
d. cooking

4. Please make a sentence from the picture below!



- a. Fajar is kicking a ball  
b. Fajar is climbing a ladder  
c. Fajar is cutting paper  
d. Fajar is drinking milk
5. Rina : What are you doing, Budi?  
Budi : I am \_\_\_\_\_ my shoes because they are dirty.  
a. fixing  
b. washing  
c. throwing  
d. catching
6. Mother : Where is Adi?  
Father : He is \_\_\_\_\_ in the kitchen.  
a. reading  
b. cooking

- c. playing
- d. jumping

7. This lemonade is very \_\_\_\_\_ because there is a lot of lemon juice in it.
- a. sweet
  - b. sour
  - c. salty
  - d. spicy



8. Look at the picture below! What is the boy doing?



- a. shoes
  - b. cap
  - c. belt
  - d. t-shirt
10. It is raining outside. I need to bring my \_\_\_\_\_.
- a. towel
  - b. umbrella
  - c. cap
  - d. sunglasses
11. We \_\_\_\_\_ very hungry after playing football.
- a. is
  - b. are
  - c. am
  - d. do
12. This chocolate cake is so \_\_\_\_\_. I want another piece!
- a. delicious
  - b. salty
  - c. bitter
  - d. spicy

- a. He is buying a bicycle
- b. He is riding a bicycle
- c. He is reading a bicycle
- d. He is holding a bicycle

9. Sari wears a pink \_\_\_\_\_ and white sandals to go to school.

13. (The – feeds – cat – Ani)

- a. Ani feeds the cat
- b. Feeds Ani the cat
- c. The cat feeds Ani
- d. Ani the cat feeds

14. I \_\_\_\_\_ my favorite book every night before sleeping.

- a. listen
- b. read
- c. hear
- d. watch

15. Doni : Why is this soup so \_\_\_\_\_ ?

Rini : Because you put too much salt in it.

- a. sweet
- b. sour
- c. salty
- d. bitter

16. Look at Andi! He is \_\_\_\_\_ in the classroom.



- a. talking
- b. jumping
- c. painting
- d. sleeping

17. Please turn off the lamp! The word "turn off" in Bahasa means...

- a. Matikan
- b. Nyalakan
- c. Tutup
- d. Geser

18. I \_\_\_\_\_ water every morning.

- a. drink
- b. eat
- c. bake
- d. cut

19. What is it?



- a. Pencil case
- b. Eraser
- c. Whiteboard
- d. Clock

20. We \_\_\_\_\_ to the supermarket every Friday.

- a. walk
- b. jump
- c. throw
- d. open

## APPENDIX 9. Post-Test 2 Questions

### POST-TEST 2

Choose A,B, C or D as the best answer

1. It is very hot outside. I need to \_\_\_\_\_ my hat.
  - a. wear
  - b. wash
  - c. pull
  - d. clean
2. Sinta is \_\_\_\_\_ a letter to her grandmother.
  - a. painting
  - b. writing
  - c. singing
  - d. riding
3. Look at the picture below! What is the girl doing?  

  - a. She is blowing a cake
  - b. She is drawing a cake
  - c. She is eating a cake
  - d. She is cutting a cake
4. Before sleeping, Lina always \_\_\_\_\_ her teeth.
  - a. touches
  - b. brushes
  - c. picks
  - d. bites
5. The soup is too \_\_\_\_\_. I need to add more salt.
  - a. spicy
  - b. sweet
  - c. tasteless
  - d. bitter
6. Rian : Where is your little sister?  
Budi : She is \_\_\_\_\_ her favorite teddy bear.
  - a. throwing
  - b. hugging
  - c. dropping
  - d. kicking
7. Please turn on the fan! The word "turn on" in Bahasa means...
  - a. Matikan
  - b. Hidupkan
  - c. Geser
  - d. Tutup
8. I have a bicycle. I want to \_\_\_\_\_ it around the park.
  - a. play
  - b. ride
  - c. jump
  - d. push
9. What activity is the girl doing in the picture?



- a. Jumping rope
- b. Drawing on paper
- c. Brushing her teeth
- d. Singing a song

10. He \_\_\_\_\_ a teacher.
- a. is
  - b. am
  - c. are
  - d. do

11. Based on the picture, where is the boy right now?



- a. At the zoo
- b. At the school library
- c. In the swimming pool
- d. In the kitchen

12. We \_\_\_\_\_ very excited to go on vacation tomorrow!
- a. is
  - b. are

- c. am
- d. do

13. What is Rina doing?



- a. She is watering the plants
- b. She is washing clothes
- c. She is driving a car
- d. She is painting a picture

14. I love to \_\_\_\_\_ in the swimming pool every weekend.
- a. dive
  - b. climb
  - c. run
  - d. jump

15. My father always \_\_\_\_\_ the car on Sunday morning.
- a. watches
  - b. washes
  - c. cooks
  - d. fixes

16. The baby is \_\_\_\_\_ loudly because he is hungry.
- a. laughing
  - b. crying
  - c. smiling
  - d. clapping

17. (The – reading – book – is – Tio)
- a. Tio is reading the book
  - b. The book Tio is reading

- c. Reading is Tio the book
- d. The book is Tio reading

18. Every morning, I \_\_\_\_\_ the floor to keep my house clean.

- a. sweep
- b. jump
- c. climb
- d. open

19. We \_\_\_\_\_ to the school library every Tuesday.

- a. go
- b. bring
- c. close
- d. push

20. How does the girl in the picture feel?



- a. Excited
- b. Sleepy
- c. Confused
- d. Scared

## APPENDIX 10. Assessment Rubric

### RUBRIC OF ASSESSMENTS

The following are assessments that can be used by teachers in assessing students

No	Name	Aspect									Avarage
		Grammar			Completness			Spelling			
		1	2	3	1	2	3	1	2	3	
1	Putu Adelia Pramesty Danantari										
2	Sang Ayu Made Anggun Putri Purnami										
3	Dewa Ayu Made Amelia Putri										
4	I Dewa Made Ashwan Somawisesa										
5	I Made Dana Satya Widyantara										
6	I Gede Deva Dianajaya										
7	I Dewa Agung Dipta Maheswara										
8	Made Gede Ferdy Tisna Baskara										
9	Sang Nyoman Febriana										
10	I Gede Jesta Suandana										
11	Dewa Ayu Nindya Mei										
12	Komang Prajna Mahaswari										
13	Kadek Resya Widya Febriani										
14	I Kadek Radit Datma Putra										
15	Ni Kadek Rasti Ningsih										
16	Ni Komang Siska Amelia Putri										
17	I Putu Suarbawa										
18	Ni Luh Putu Sastra Yuni										
19	Sang Ayu Made Tirta Dewi										
20	Dewa Ayu Indri Sasmita										

Note :

1. Assessment classification

SCORE	CRITERIA	EXPLANATION
1	Need guidance	There are still many mistakes
2	Good enough	Some small mistakes
3	Very good	Correct and clear answers

2. The formula to calculate the average is;


$$\text{Average} = \frac{\text{Total score}}{\text{Number of aspects assessed}}$$



## APPENDIX 11. Dokumentation



Dokumentation of initial observation





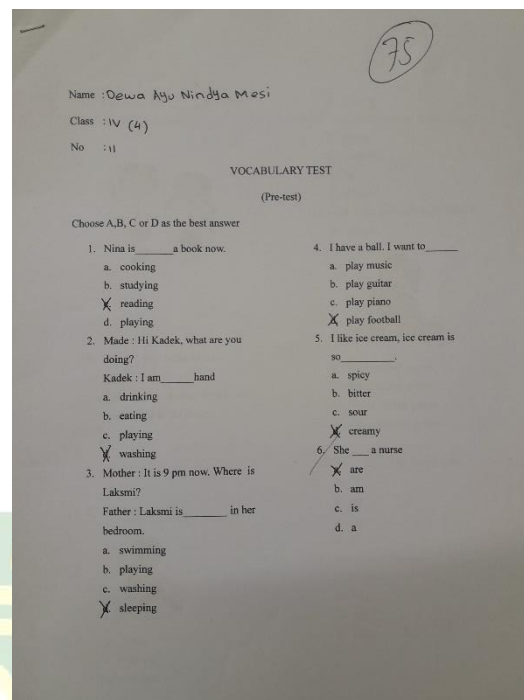
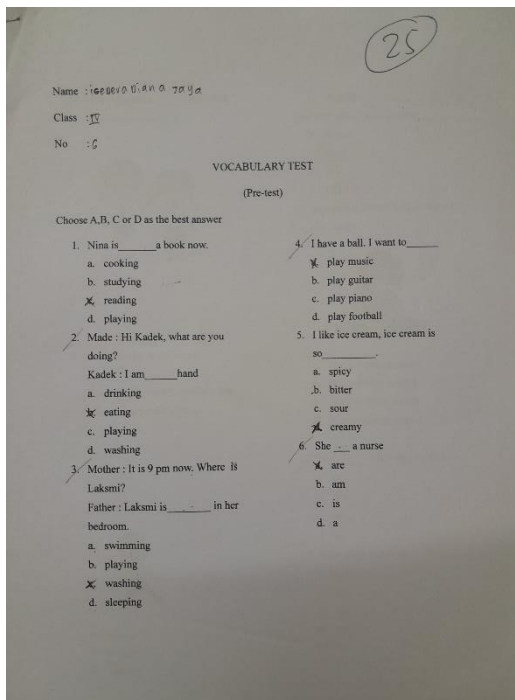
Dokumentation of Cycle I



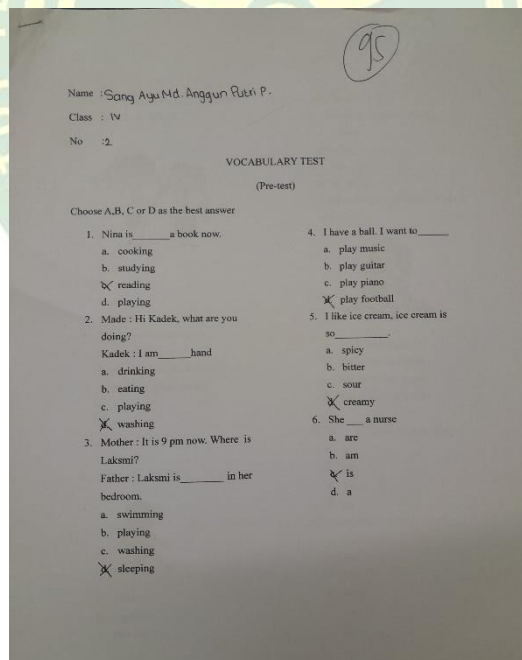


Dokumentation of Cycle II





Pre-test Result



45

Name : Sang Noman Febriana  
 Class : IV/4  
 No : 9

POST - TEST CYCLE I


Choose A, B, C or D as the best answer

1. I have a new toy car. I want to \_\_\_\_\_ it on the floor.  
 a. push  
 b. throw  
 c. kick  
 d. carry

2. He \_\_\_\_\_ a farmer.  
 a. are  
 b. am  
 c. is  
 d. do

3. Lita is \_\_\_\_\_ a new song on the stage.  
 a. singing  
 b. dancing  
 c. drawing  
 d. cooking

4. Please make a sentence from the picture below!



a. Fajar is kicking a ball  
 b. Fajar is climbing a ladder  
 c. Fajar is cutting paper  
 d. Fajar is drinking milk

5. Rina : What are you doing, Budi?  
 Budi : I am \_\_\_\_\_ my shoes because they are dirty.  
 a. fixing  
 b. washing  
 c. throwing  
 d. catching

6. Mother : Where is Adi?  
 Father : He is \_\_\_\_\_ in the kitchen.  
 a. reading  
 b. cooking  
 c. playing  
 d. jumping

70

Name : Sang Ayu Made Cirra Dewi  
 Class : 4  
 No : 19

POST - TEST CYCLE I


Choose A, B, C or D as the best answer

1. I have a new toy car. I want to \_\_\_\_\_ it on the floor.  
 a. push  
 b. throw  
 c. kick  
 d. carry

2. He \_\_\_\_\_ a farmer.  
 a. are  
 b. am  
 c. is  
 d. do

3. Lita is \_\_\_\_\_ a new song on the stage.  
 a. singing  
 b. dancing  
 c. drawing  
 d. cooking

4. Please make a sentence from the picture below!



a. Fajar is kicking a ball  
 b. Fajar is climbing a ladder  
 c. Fajar is cutting paper  
 d. Fajar is drinking milk

5. Rina : What are you doing, Budi?  
 Budi : I am \_\_\_\_\_ my shoes because they are dirty.  
 a. fixing  
 b. washing  
 c. throwing  
 d. catching

6. Mother : Where is Adi?  
 Father : He is \_\_\_\_\_ in the kitchen.  
 a. reading  
 b. cooking  
 c. playing  
 d. jumping

## Post-test Cycle I

95

Name : Dewo Ayu Indri Sasmita  
 Class : 4  
 No : 20

POST - TEST CYCLE I


Choose A, B, C or D as the best answer

1. I have a new toy car. I want to \_\_\_\_\_ it on the floor.  
 a. push  
 b. throw  
 c. kick  
 d. carry

2. He \_\_\_\_\_ a farmer.  
 a. are  
 b. am  
 c. is  
 d. do

3. Lita is \_\_\_\_\_ a new song on the stage.  
 a. singing  
 b. dancing  
 c. drawing  
 d. cooking

4. Please make a sentence from the picture below!



a. Fajar is kicking a ball  
 b. Fajar is climbing a ladder  
 c. Fajar is cutting paper  
 d. Fajar is drinking milk


5. Rina : What are you doing, Budi?  
 Budi : I am \_\_\_\_\_ my shoes because they are dirty.  
 a. fixing  
 b. washing  
 c. throwing  
 d. catching

6. Mother : Where is Adi?  
 Father : He is \_\_\_\_\_ in the kitchen.  
 a. reading  
 b. cooking  
 c. playing  
 d. jumping

100

Name : Sang Ayu Md Anggun Putri P.  
Class : IV  
No : 2


POST-TEST CYCLE 2

- It is very hot outside. I need to \_\_\_\_\_ my hat.  
 a. wear  
 b. wash  
 c. pull  
 d. clean
- Sinta is \_\_\_\_\_ a letter to her grandmother.  
 a. painting  
 b. writing  
 c. singing  
 d. riding
- Look at the picture below! What is the girl doing?  
  
 a. She is blowing a cake  
 b. She is drawing a cake  
 c. She is eating a cake  
 d. She is cutting a cake
- Before sleeping, Lina always \_\_\_\_\_ her teeth.  
 a. touches  
 b. brushes  
 c. picks  
 d. bites
- The soup is too \_\_\_\_\_, I need to add more salt.  
 a. spicy  
 b. sweet  
 c. tasteless  
 d. bitter
- Rian : Where is your little sister?  
 Budi : She is \_\_\_\_\_ her favorite teddy bear.  
 a. throwing  
 b. hugging  
 c. dropping  
 d. kicking
- Please turn on the fan! The word "turn on" in Bahasa means...  
 a. Matikan  
 b. Hidupkan  
 c. Geser  
 d. Tutup
- I have a bicycle. I want to \_\_\_\_\_ it around the park.

80

Name : Ni Loh Puw Sasotobani  
Class : 4 IV  
No : 18

POST-TEST CYCLE 2


- It is very hot outside. I need to \_\_\_\_\_ my hat.  
 a. wear  
 b. wash  
 c. pull  
 d. clean
- Sinta is \_\_\_\_\_ a letter to her grandmother.  
 a. painting  
 b. writing  
 c. singing  
 d. riding
- Look at the picture below! What is the girl doing?  
  
 a. She is blowing a cake  
 b. She is drawing a cake  
 c. She is eating a cake  
 d. She is cutting a cake
- Before sleeping, Lina always \_\_\_\_\_ her teeth.  
 a. touches  
 b. brushes  
 c. picks  
 d. bites
- The soup is too \_\_\_\_\_, I need to add more salt.  
 a. spicy  
 b. sweet  
 c. tasteless  
 d. bitter
- Rian : Where is your little sister?  
 Budi : She is \_\_\_\_\_ her favorite teddy bear.  
 a. throwing  
 b. hugging  
 c. dropping  
 d. kicking
- Please turn on the fan! The word "turn on" in Bahasa means...  
 a. Matikan  
 b. Hidupkan  
 c. Geser  
 d. Tutup
- I have a bicycle. I want to \_\_\_\_\_ it around the park.

## Post-test Cycle II

50

Name : Sang Nyoman FEBRIANA  
Class : IV/21  
No : 9

POST-TEST CYCLE 2

- It is very hot outside. I need to \_\_\_\_\_ my hat.  
 a. wear  
 b. wash  
 c. pull  
 d. clean
- Sinta is \_\_\_\_\_ a letter to her grandmother.  
 a. painting  
 b. writing  
 c. singing  
 d. riding
- Look at the picture below! What is the girl doing?  
  
 a. She is blowing a cake  
 b. She is drawing a cake  
 c. She is eating a cake  
 d. She is cutting a cake
- Before sleeping, Lina always \_\_\_\_\_ her teeth.  
 a. touches  
 b. brushes  
 c. picks  
 d. bites
- The soup is too \_\_\_\_\_, I need to add more salt.  
 a. spicy  
 b. sweet  
 c. tasteless  
 d. bitter
- Rian : Where is your little sister?  
 Budi : She is \_\_\_\_\_ her favorite teddy bear.  
 a. throwing  
 b. hugging  
 c. dropping  
 d. kicking
- Please turn on the fan! The word "turn on" in Bahasa means...  
 a. Matikan  
 b. Hidupkan  
 c. Geser  
 d. Tutup
- I have a bicycle. I want to \_\_\_\_\_ it around the park.