



## **APPENDIX**

## APPENDIX 1. Question Pre test

1. What time does school start?
  - A. 5:00 AM
  - B. 7:00 AM
  - C. 9:00 AM
2. What do you do before going to school?
  - A. Watch TV
  - B. Have breakfast
  - C. Play games
  - D. Have Lunch
3. Look at the picture below!



What time it is ?

- A. Quarter past eight
  - B. Quarter to eight
  - C. Half past eight
  - D. half past seven
4. When do we eat lunch?
    - A. In the morning
    - B. In the afternoon
    - C. At night
    - D. In the mornign
  5. Which one is an evening activity?
    - A. Taking a shower
    - B. Go to school
    - C. Go to bed
    - D. Go to room
  6. What time does the sun usually rise?
    - A. 12 PM
    - B. 6 PM
    - C. 6 AM

D Midnight

7. Look at the picture below!



I have breakfast at . . .

- A. quarter past six
- B. half past six
- C. quarter to six
- D. half past seven

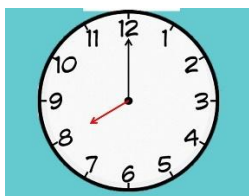
8. Look at the picture below!



He gets up at . . .

- A. twelve o'clock
- B. six o'clock
- C. half past six
- D. quarter past twelve

9. Look at the picture below!



What time is it?

- A. Eight o'clock
- B. Seven o'clock
- C. Ten o'clock
- D. Nine o'clock

10. Look at the picture below!



He plays football at ....

- A. Quarter past three
- B. Quarter to four
- C. Half past three
- D. Three o'clock

11. Look at the picture below!



- A He have a breakfast at a quarter past six
- B.He have a breakfast Three o'clock
- C.He have breakfast Quarter to four
- D. He have breakfast Nine o'clock

12. My father goes to his office at a quarter past seven.

- A. 07.00
- B. 07.30
- C. 07.15
- D. 07.45

13. If school starts at 7:00 AM, when should you arrive?

- A. 6:50 AM
- B.7:30 AM
- C. 8:00 AM
- D.7:00 AM

14. What does "be on time" mean?

- A. Arriving late
- B. Arriving at the correct time
- C. Not coming at all
- D.Never

15.Look at the picture below!



He takes a bath at ....

- A. Six o'clock
- B. Seven o'clock
- C. Five o'clock
- D. Four o'clock

16. I go to bathroom and.....?

- A. Brush my teeth
- B. Go to sleep
- C. Play
- D. Eat

17..... at 06.00 in the morning?

- A. Go to sleep
- B. Sleep
- C. Play
- D. Watching

18. They ... to school every day.

- A. Goes
- B. Go
- C. Went
- D. Gone

19. My teacher arrives school at half past six.

- A. 04.30
- B. 05.30
- C. 06.30
- D. 07.30

20. Ms Febri ... a book in the living room.

- A. Studies
- B. Study
- C. Read
- D. Play

## APPENDIX 2. Question Post test 1

1. Look at the picture below!



Mother goes to the market .....

- A. On foot
- B. By Car
- C. By Plane

2. Look at the picture below!



Mr. Tono goes to work...

- A. by bike
- B. by motorcycle
- C. by car

3. How do you go to school?

- A. I eat breakfast.
- B. I go by car.
- C. I study math

4. Look at the picture below!



What is that ?

- A. That is Bike
- B. That is Plane
- C. That is helicopter

5. Look at the picture below!



Fatherr geos to office by ....

- A.Car
- B.Plane
- C.Train

6.Look at the picture below!



What is that ?

- A.That is car
- b.That is helycopter
- C.That is boat

7. Look at the picture below!



She goes to school by

- A. Bike
- B. Train
- C. Boat

8. What do you say if you walk to school?

- A. I go to school by foot
- B. I go to school in foot
- C. I go to school on foot

9. Look at the picture below!



Aisyah goes to school by.....

- A. Bus
- B. Car
- C. Bike

10. Which is not a common way to go to school?

- A. Plane
- B. Bus
- C. Car

11. Look at the picture below!



What is that ?

- A. That is Plane
- B. That is train
- C. That is car

12. Look at the picture below!



Maria goes to the Supermarket by .....

- A. Plane
- B. Car
- C. Boat

13. She goes to school ..... foot.

- A. in
- B. on
- C. By

14. My sister goes to school.....car.

- A. by
- B. on
- C. In

15. Look at the picture below!



What is that?

- A. Train
- B. Palen
- C. Helycopter

16. Look at the picture below!



What is that ?

- A. That is car
- B. That is bike
- C. That is boat



17. Look at the picture below!

Anton and mother goes to market by.....

- A. Pedicab
- B. Bike
- C. Train

18. Look at the picture below!



What is that ?

- A. That is Pedicab
- B. That is Helycopter
- C. That is Plane

19. Look at the picture below!



What is that ?

- A. Motorcycle
- B. Car
- C. Train

20. We goes to school by.....

- A. Bus
- B. Shoes
- C. Table

### APPENDIX 3. Post test 2 question

1. Look at the picture below!



What does he use to go to school?

- A. Bike
- B. Plane
- C. Car

2. "He \_\_\_ to school by bike."

- A. Goes
- B. Go
- C. Going

3. What does "bike" mean?

- A. Plane
- B. Bicycle
- C. Motorcycle

4. She goes to school \_\_\_ bike.

- A. In
- B. By
- C. At

5. What time does he usually go to school?

- A. At night
- B. In the afternoon
- C. In the morning

6. This is Raka. He is a student. He goes to school every day.

He does not take a car or a bus. He goes to school by bike. His bike is blue and white.

He likes riding his bike. It is good for his health and the environment.

How does Raka go to school?

- A. On foot
- B. By bike
- C. By Car

7. What do you wear when you ride a bike?

- A. Hat
- B. Helmet
- C. Tie

8. Which one is NOT a way to go to school?

- A. By car
- B. By bike
- C. By food
- D. On foot

9. She \_\_\_\_\_ to school by car.

- A. Go
- B. Gone
- C. Goes

10. Look at the picture below !



Mother goes to the market .....

- A. On foot
- B. By foot
- C. by car

11. Raka is a student. He goes to school by bike every morning. His bike is red. He loves his bike because it is fast and fun.

What color is Raka's bike?

- A. Blue
- B. Red
- C. Black

12. Look at the picture below !



They go to school . . .

- A. at half past three by bus
- B. at half past four by car
- C. at half past four by bus

13. Look at picture below!



Father goes to work . . . .

- A. at six o'clock by motorcyle
- B. at six o'clock by bike
- C. at seven o'clock by motorcyle

14. Look at picture below!



Grandfather goes to paddy field.....

- A. at four o'clock by bike
- B. at five o'clock by ship
- C. at five o'clock by bike

15. Look at picture below!



Tono goes to Bali. . . .

- A. at two o'clock by pedicab
- B. at two o'clock by plane
- C. at three o'clock by plane

16. This is Budi. He is a student. Every morning, Budi wakes up at 6 a.m. He takes a bath, eats breakfast, and gets ready for school. He doesn't go to school by car or by bus. He goes to school by bike. Budi likes riding his bicycle. It is blue and white. He always wears a helmet when he rides.

What time does Budi wake up?

- A. 5 a.m.
- B. 6 a.m.
- C. 7 a.m.

questions for numbers 17 until 20

This is Budi. He is a student. Every morning, Budi wakes up at 6 a.m. He takes a bath, eats breakfast, and gets ready for school. He doesn't go to school by car or by bus. He goes to school by bike. Budi likes riding his bicycle. It is blue and white. He always wears a helmet when he rides.

17. What does Budi do after waking up?

- A. Goes back to sleep
- B. Plays games

C. Takes a bath and eats breakfast

18. What does Budi always wear when he rides his bike?

A. Jacket

B. Helmet

C. Cap

19. What does Budi do before going to school?

A. Plays football

B. Eats breakfast

C. Goes to the market

20. What color is Budi's bicycle?

A. Red and black

B. Blue and white

C. Green and yellow



#### APPENDIX 4. Answer Results of Pre test

Mata pelajaran : Bahasa Inggris  
Nama : Dwi Ayu Rania Paramitha  
Nomor : 5  
Kelas : 4/IV

No	A	B	C	D
1	A	<del>B</del>	C	D
2	A	<del>B</del>	C	D
3	<del>A</del>	B	C	D
4	A	<del>B</del>	C	D
5	A	B	<del>C</del>	D
6	A	B	<del>C</del>	D
7	<del>A</del>	B	C	D
8	A	<del>B</del>	C	D
9	<del>A</del>	B	C	D
10	<del>A</del>	B	C	D
11	<del>A</del>	B	C	D
12	A	<del>B</del>	C	D
13	<del>A</del>	B	C	D
14	A	<del>B</del>	C	D
15	A	B	C	<del>D</del>
16	<del>A</del>	B	C	D
17	A	<del>B</del>	C	D
18	A	<del>B</del>	C	D
19	A	B	<del>C</del>	D
20	A	<del>B</del>	C	D

s. 2

$$\frac{18}{20} \times 100 = 90$$

Mata pelajaran : Bahasa Inggris  
Nama : Ni Kadek Sintya Dewi  
Nomor : 12  
Kelas : IV/4

No	A	B	C	D
1	A	<del>X</del>	C	D
2	A	<del>X</del>	C	D
3	<del>X</del>	B	C	D
4	A	<del>X</del>	C	D
5	A	B	<del>X</del>	D
6	A	B	<del>X</del>	D
7	<del>X</del>	B	C	D
8	A	<del>X</del>	C	D
9	<del>X</del>	B	C	D
<del>10</del>	A	B	<del>X</del>	D
11	<del>X</del>	B	C	D
<del>12</del>	A	B	<del>X</del>	D
13	<del>X</del>	B	C	D
<del>14</del>	A	B	<del>X</del>	D
15	A	B	C	<del>X</del>
16	<del>X</del>	B	C	D
17	A	<del>X</del>	C	D
18	A	<del>X</del>	C	D
<del>19</del>	A	<del>X</del>	C	D
20	A	B	<del>X</del>	D

$s = 4$

B 16

$$\frac{16}{20} \times 100$$

$$= 80$$

Mata pelajaran : Bahasa Inggris

Nama : Ni Kadek Raisa Pradnya ~~Suwarni~~ Swari

Nomor : 11

Kelas : IX

No	A	B	C	D
1.	A	X	C	D
2.	A	X	C	D
3.	A	B	C	X
4.	A	X	C	D
5.	A	B	X	D
6.	A	B	X	D
7.	X	B	C	D
8.	A	X	C	D
9.	X	B	C	D
10.	A	B	X	D
11.	X	B	C	D
12.	A	B	X	D
13.	X	B	C	D
14.	A	B	X	D
15.	A	B	C	X
16.	A	X	C	D
17.	A	X	C	D
18.	A	X	C	D
19.	A	B	C	X
20.	A	B	X	D

5,6

B 14

$$\frac{14}{20} \times 100$$

70

APPENDIX 5. Answer Results of Post test 1

Lembar Jawaban Siswa

Nama Lengkap : Pande kabek lina yanti

Nomor : 20

Mata Pelajaran : Bahasa Inggris

Tgl : 19 April 2025

No	A	B	C	D
1	<del>A</del>	B	C	D
2	A	<del>B</del>	C	D
3	A	<del>B</del>	C	D
4	<del>A</del>	B	C	D
5	<del>A</del>	B	C	D
6	A	<del>B</del>	C	D
7	<del>A</del>	B	C	D
8	A	<del>B</del>	C	D
9	<del>A</del>	B	C	D
10	A	<del>B</del>	C	D
11	<del>A</del>	B	C	D
12	A	<del>B</del>	C	D
13	<del>A</del>	B	C	D
14	<del>A</del>	B	C	D
15	<del>A</del>	B	C	D
16	A	B	<del>C</del>	D
17	<del>A</del>	B	C	D
18	<del>A</del>	B	C	D
19	<del>A</del>	B	C	D
20	<del>A</del>	B	C	D

$S = 3$

$D = 17$

$17 : 20 \times 100$

$= 85$

Lembar Jawaban Siswa

Nama Lengkap : AA. Adi yutho wahesa probasworo

Nomor :

Mata Pelajaran : Bahasa Inggris

Tgl : 19 April 2025

No	A	B	C	D
1	<input checked="" type="checkbox"/>	<input type="checkbox"/>	<input type="checkbox"/>	<input type="checkbox"/>
2	<input type="checkbox"/>	<input checked="" type="checkbox"/>	<input type="checkbox"/>	<input type="checkbox"/>
3	<input checked="" type="checkbox"/>	<input type="checkbox"/>	<input type="checkbox"/>	<input type="checkbox"/>
4	<input checked="" type="checkbox"/>	<input type="checkbox"/>	<input type="checkbox"/>	<input type="checkbox"/>
5	<input checked="" type="checkbox"/>	<input type="checkbox"/>	<input type="checkbox"/>	<input type="checkbox"/>
6	<input type="checkbox"/>	<input checked="" type="checkbox"/>	<input type="checkbox"/>	<input type="checkbox"/>
7	<input checked="" type="checkbox"/>	<input type="checkbox"/>	<input type="checkbox"/>	<input type="checkbox"/>
8	<input type="checkbox"/>	<input type="checkbox"/>	<input checked="" type="checkbox"/>	<input type="checkbox"/>
9	<input checked="" type="checkbox"/>	<input type="checkbox"/>	<input type="checkbox"/>	<input type="checkbox"/>
10	<input checked="" type="checkbox"/>	<input type="checkbox"/>	<input type="checkbox"/>	<input type="checkbox"/>
11	<input checked="" type="checkbox"/>	<input type="checkbox"/>	<input type="checkbox"/>	<input type="checkbox"/>
12	<input type="checkbox"/>	<input checked="" type="checkbox"/>	<input type="checkbox"/>	<input type="checkbox"/>
13	<input type="checkbox"/>	<input checked="" type="checkbox"/>	<input type="checkbox"/>	<input type="checkbox"/>
14	<input checked="" type="checkbox"/>	<input type="checkbox"/>	<input type="checkbox"/>	<input type="checkbox"/>
15	<input checked="" type="checkbox"/>	<input type="checkbox"/>	<input type="checkbox"/>	<input type="checkbox"/>
16	<input type="checkbox"/>	<input type="checkbox"/>	<input checked="" type="checkbox"/>	<input type="checkbox"/>
17	<input checked="" type="checkbox"/>	<input type="checkbox"/>	<input type="checkbox"/>	<input type="checkbox"/>
18	<input checked="" type="checkbox"/>	<input type="checkbox"/>	<input type="checkbox"/>	<input type="checkbox"/>
19	<input checked="" type="checkbox"/>	<input type="checkbox"/>	<input type="checkbox"/>	<input type="checkbox"/>
20	<input checked="" type="checkbox"/>	<input type="checkbox"/>	<input type="checkbox"/>	<input type="checkbox"/>

$S = 4$   
 $B = 4 \times 16$   
 $17 \text{ (17)} : 20 \times 100$   
 $= 85$

Lembar Jawaban Siswa

Nama Lengkap : Ni Komang Devi Pradhya Purnami

Nomor : 15

Mata Pelajaran : Bahasa Inggris

Tgl : 19 April 2025

No	A	B	C	D
1	<input checked="" type="checkbox"/>	<input type="checkbox"/>	<input type="checkbox"/>	<input type="checkbox"/>
2	<input type="checkbox"/>	<input checked="" type="checkbox"/>	<input type="checkbox"/>	<input type="checkbox"/>
3	<input type="checkbox"/>	<input checked="" type="checkbox"/>	<input type="checkbox"/>	<input type="checkbox"/>
4	<input checked="" type="checkbox"/>	<input type="checkbox"/>	<input type="checkbox"/>	<input type="checkbox"/>
5	<input checked="" type="checkbox"/>	<input type="checkbox"/>	<input type="checkbox"/>	<input type="checkbox"/>
6	<input type="checkbox"/>	<input checked="" type="checkbox"/>	<input type="checkbox"/>	<input type="checkbox"/>
7	<input checked="" type="checkbox"/>	<input type="checkbox"/>	<input type="checkbox"/>	<input type="checkbox"/>
8	<input type="checkbox"/>	<input checked="" type="checkbox"/>	<input type="checkbox"/>	<input type="checkbox"/>
9	<input checked="" type="checkbox"/>	<input type="checkbox"/>	<input type="checkbox"/>	<input type="checkbox"/>
10	<input type="checkbox"/>	<input checked="" type="checkbox"/>	<input type="checkbox"/>	<input type="checkbox"/>
11	<input checked="" type="checkbox"/>	<input type="checkbox"/>	<input type="checkbox"/>	<input type="checkbox"/>
12	<input type="checkbox"/>	<input checked="" type="checkbox"/>	<input type="checkbox"/>	<input type="checkbox"/>
13	<input checked="" type="checkbox"/>	<input type="checkbox"/>	<input type="checkbox"/>	<input type="checkbox"/>
14	<input checked="" type="checkbox"/>	<input type="checkbox"/>	<input type="checkbox"/>	<input type="checkbox"/>
15	<input checked="" type="checkbox"/>	<input type="checkbox"/>	<input type="checkbox"/>	<input type="checkbox"/>
16	<input type="checkbox"/>	<input type="checkbox"/>	<input checked="" type="checkbox"/>	<input type="checkbox"/>
17	<input checked="" type="checkbox"/>	<input type="checkbox"/>	<input type="checkbox"/>	<input type="checkbox"/>
18	<input checked="" type="checkbox"/>	<input type="checkbox"/>	<input type="checkbox"/>	<input type="checkbox"/>
19	<input checked="" type="checkbox"/>	<input type="checkbox"/>	<input type="checkbox"/>	<input type="checkbox"/>
20	<input checked="" type="checkbox"/>	<input type="checkbox"/>	<input type="checkbox"/>	<input type="checkbox"/>

S4  
B 16  
= 16 : 20 x 100  
= 80

## APPENDIX 6. Answer Result of Post test 2

### Lembar Jawaban Siswa

Nama Lengkap : Ni Kadek Sintya

Nomor : 12

Mata Pelajaran : Bahasa Inggris

Tgl : 17 Mei 2025

No	A	B	C	D
1	<del>X</del>	B	C	D
2	<del>X</del>	B	C	D
3	A	<del>X</del>	C	D
4	A	<del>X</del>	C	D
5	A	B	<del>X</del>	D
6	A	<del>X</del>	C	D
7	A	<del>X</del>	C	D
8	A	B	<del>X</del>	D
9	A	B	<del>X</del>	D
10	<del>X</del>	B	C	D
11	A	<del>X</del>	C	D
12	<del>X</del>	B	C	D
13	<del>X</del>	B	C	D
14	A	B	<del>X</del>	D
15	A	B	<del>X</del>	D
16	A	<del>X</del>	C	D
17	<del>X</del>	B	C	D
18	A	<del>X</del>	C	D
19	A	<del>X</del>	C	D
20	A	<del>X</del>	C	D

S = 1  
B = 19

19 : 20 x 100

95

Lembar Jawaban Siswa

Nama Lengkap : *Mikadale Raisa Pradhya Swari*

Nomor : *11*

Mata Pelajaran : Bahasa Inggris

Tgl : 17 Mei 2025

No	A	B	C	D
1	<input checked="" type="checkbox"/>	<input type="checkbox"/>	<input type="checkbox"/>	<input type="checkbox"/>
2	<input checked="" type="checkbox"/>	<input checked="" type="checkbox"/>	<input type="checkbox"/>	<input type="checkbox"/>
3	<input type="checkbox"/>	<input checked="" type="checkbox"/>	<input type="checkbox"/>	<input type="checkbox"/>
4	<input type="checkbox"/>	<input checked="" type="checkbox"/>	<input type="checkbox"/>	<input type="checkbox"/>
5	<input type="checkbox"/>	<input type="checkbox"/>	<input checked="" type="checkbox"/>	<input type="checkbox"/>
6	<input type="checkbox"/>	<input checked="" type="checkbox"/>	<input type="checkbox"/>	<input type="checkbox"/>
7	<input type="checkbox"/>	<input checked="" type="checkbox"/>	<input type="checkbox"/>	<input type="checkbox"/>
8	<input type="checkbox"/>	<input type="checkbox"/>	<input checked="" type="checkbox"/>	<input type="checkbox"/>
9	<input checked="" type="checkbox"/>	<input type="checkbox"/>	<input type="checkbox"/>	<input type="checkbox"/>
10	<input checked="" type="checkbox"/>	<input type="checkbox"/>	<input type="checkbox"/>	<input type="checkbox"/>
11	<input type="checkbox"/>	<input checked="" type="checkbox"/>	<input type="checkbox"/>	<input type="checkbox"/>
12	<input type="checkbox"/>	<input type="checkbox"/>	<input checked="" type="checkbox"/>	<input type="checkbox"/>
13	<input checked="" type="checkbox"/>	<input type="checkbox"/>	<input type="checkbox"/>	<input type="checkbox"/>
14	<input type="checkbox"/>	<input checked="" type="checkbox"/>	<input type="checkbox"/>	<input type="checkbox"/>
15	<input type="checkbox"/>	<input type="checkbox"/>	<input checked="" type="checkbox"/>	<input type="checkbox"/>
16	<input type="checkbox"/>	<input checked="" type="checkbox"/>	<input type="checkbox"/>	<input type="checkbox"/>
17	<input type="checkbox"/>	<input type="checkbox"/>	<input checked="" type="checkbox"/>	<input type="checkbox"/>
18	<input type="checkbox"/>	<input checked="" type="checkbox"/>	<input type="checkbox"/>	<input type="checkbox"/>
19	<input type="checkbox"/>	<input checked="" type="checkbox"/>	<input type="checkbox"/>	<input type="checkbox"/>
20	<input type="checkbox"/>	<input checked="" type="checkbox"/>	<input type="checkbox"/>	<input type="checkbox"/>

*S 2*

*B = 18*

*18 : 20 x 100*

*90*

Lembar Jawaban Siswa

Nama Lengkap : Dwi Zesiliana Lilong

Nomor : A

Mata Pelajaran : Bahasa Inggris

Tgl : 17 Mei 2025


No	A	B	C	D
1	<del>X</del>	B	C	D
2	<del>X</del>	B	C	D
3	A	<del>X</del>	C	D
4	A	<del>X</del>	C	D
5	A	B	<del>X</del>	D
6	A	<del>X</del>	C	D
7	<del>X</del>	B	C	D
8	A	<del>X</del>	C	D
9	<del>X</del>	B	C	D
10	<del>X</del>	B	C	D
11	A	<del>X</del>	<del>X</del>	D
12	<del>X</del>	B	C	D
13	<del>X</del>	B	C	D
14	A	B	<del>X</del>	D
15	A	B	<del>X</del>	D
16	A	<del>X</del>	C	D
17	A	B	<del>X</del>	D
18	<del>X</del>	B	C	D
19	A	<del>X</del>	C	D
20	A	<del>X</del>	C	D

S 4  
 B 14  
 - 16 : 20 x 100  
 = 80

**APPENDIX 7. Result of Pre test**

No	Name	Score	Informations
1	Student 1	70	Pass
2	Student 2	60	Not pass
3	Student 3	75	Pass
4	Student 4	85	Pass
5	Student 5	90	Not pass
6	Student 6	90	Pass
7	Student 7	35	Not pass
8	Student 8	30	Not pass
9	Student 9	20	Pass
10	Student 10	85	Pass
11	Student 11	70	Pass
12	Student 12	80	Pass
13	Student 13	75	Pass
14	Student 14	55	Not pass
15	Student 15	85	Pass
16	Student 16	80	Pass
17	Student 17	45	Not pass
18	Student 18	50	Not pass
19	Student 19	30	Not pass
20	Student 20	50	Not pass
21	Student 21	45	Not pass


22	Student 22	70	Pass
23	Student 23	20	Not pass
24	Student 24	90	Pass
25	Student 25	60	Not pass
26	Student 26	40	Not pass
27	Student 27	40	Not pass
28	Student 28	80	Pass
<b>Total students score</b>			1755
Mean			61
Classical completion			50%



## APPENDIX 8. Results Post Test 1

No	Name	Score	Information
1	Student 1	85	Pass
2	Student 2	70	Pass
3	Student 3	75	Pass
4	Student 4	80	Pass
5	Student 5	70	Pass
6	Student 6	75	Pass
7	Student 7	60	Not pass
8	Student 8	45	Not pass
9	Student 9	45	Not pass
10	Student 10	70	Pass
11	Student 11	75	Pass
12	Student 12	80	Pass
13	Student 13	75	Pass
14	Student 14	60	Not pass
15	Student 15	75	Pass
16	Student 16	75	Pass
17	Student 17	60	Not pass
18	Student 18	70	Pass
19	Student 19	60	Not pass
20	Student 20	70	Pass
21	Student 21	75	Pass

22	Student 22	70	Pass
23	Student 23	50	Not pass
24	Student 24	90	Pass
25	Student 25	60	Not pass
26	Student 26	55	Not pass
27	Student 27	75	Pass
28	Student 28	80	Pass
<b>Total students score</b>			1930
Mean			68
Classical completion			67.85%



**APPENDIX 9. Results Post Test 2**

No	Name	Score	Information
1	Student 1	85	Pass
2	Student 2	70	Pass
3	Student 3	75	Pass
4	Student 4	80	Pass
5	Student 5	70	Pass
6	Student 6	75	Pass
7	Student 7	60	Not pass
8	Student 8	45	Not pass
9	Student 9	45	Not pass
10	Student 10	70	Pass
11	Student 11	75	Pass
12	Student 12	80	Pass
13	Student 13	75	Pass
14	Student 14	60	Not pass
15	Student 15	75	Pass
16	Student 16	75	Pass
17	Student 17	60	Not pass
18	Student 18	70	Pass
19	Student 19	60	Not pass

20	Student 20	70	Pass
21	Student 21	75	Pass
22	Student 22	70	Pass
23	Student 23	50	Not pass
24	Student 24	90	Pass
25	Student 25	60	Not pass
26	Student 26	55	Not pass
27	Student 27	75	Pass
28	Student 28	80	Pass
<b>Total students score</b>		1930	
Mean		68	
Classical completion		67.85%	

**APPENDIX 10. Comparison of Pretest, cycle 1 and cycle II**

No	Name	Pretest	Cycle 1	Cycle 2	Information
1	Student 1	70	85	95	Pass
2	Student 2	60	70	90	Pass
3	Student 3	75	75	95	Pass
4	Student 4	85	80	95	Pass
5	Student 5	90	70	95	Pass
6	Student 6	90	75	95	Pass
7	Student 7	35	60	60	Not Pass
8	Student 8	30	45	70	Pass
9	Student 9	20	45	60	Not pass
10	Student 10	85	70	95	Pass
11	Student 11	70	75	95	Pass
12	Student 12	80	80	95	Pass
13	Student 13	75	75	90	Pass
14	Student 14	55	60	70	Pass
15	Student 15	85	75	85	Pass

16	Student 16	80	75	90	Pass
17	Student 17	45	60	70	Pass
18	Student 18	50	70	95	Pass
19	Student 19	30	60	70	Pass
20	Student 20	50	70	85	Pass
21	Student 21	45	75	95	Pass
22	Student 22	70	70	95	Pass
23	Student 23	20	50	70	Pass
24	Student 24	90	90	95	Pass
25	Student 25	60	60	75	Pass
26	Student 26	40	55	60	Not Pass
27	Student 27	40	75	75	Pass
28	Student 28	80	80	90	Pass

## APPENDIX 11. Module English Elementary Grade IV

### INDEPENDENT CURRICULUM TEACHING MODULE

#### ENGLISH ELEMENTARY GRADE IV

<b>1</b>	<b>GENERAL INFORMATION</b>	
	Name of the prepares	Gusti Ayu Febriani
	Name of institution	SD N 1 Tamanbali
	Year compiled	2025
	School level	SD
	Subject	ENGLISH
	Grade/Phase:	4
	Keyword	-
	Time Allocation	4 x 35 minutes (2 meetings)
	total number of students	28
	Learning model	Offline
<b>2</b>	<b>LEARNING OBJECTIVES</b>	
	<ol style="list-style-type: none"><li>1. Improve their reading skills in English through guided activities.</li><li>2. Identify and understand new vocabulary related to the topic “<i>How Do You Go to School?</i>”.</li><li>3. Read and comprehend short texts in English about ways of going to school.</li></ol>	

	<p>4. Answer simple questions based on the reading text accurately.</p> <p>5. Engage actively in interactive learning through educational games using Wordwall media.</p>
<p><b>3</b></p>	<p><b>PANCASILA STUDENT PROFILE</b></p> <ul style="list-style-type: none"> <li>• Collaborative</li> <li>• Independent</li> <li>• Creative</li> <li>• Critical reasoning</li> </ul>
<p><b>4</b></p>	<p><b>ACILITIES AND INFRASTRUCTURE</b></p> <ul style="list-style-type: none"> <li>• LCD Proyektor</li> <li>• Laptop</li> <li>• Internet connection</li> <li>• Wordwall platform</li> </ul>

5	<p><b>TARGET LEARNERS</b></p> <p>Regular students who are active in learning activities. As well as students who are able to listen and follow learning activities well</p>
6	<p><b>LEARNING METHODS</b></p> <ul style="list-style-type: none"> <li>• Offline</li> <li>• Activities using Wordwall.</li> <li>• Questions and answer</li> </ul>
7	<p><b>LEARNING PREPARATION</b></p>
<p><b>MEETING 1 2X JP 35 MINUTES</b></p>	
	<p>1. Opening</p> <ol style="list-style-type: none"> <li>1. Saying greetings</li> <li>2. Pray according to each belief</li> <li>3. Ask how the students are doing</li> <li>4. Checking attendance</li> <li>5. Conditioned the class to be disciplined and fun while following the ongoing learning.</li> <li>6. Gave ice breaking, namely Clap boom</li> </ol> <p>2. Core activities</p> <ol style="list-style-type: none"> <li>1. Before getting into the material, the teacher invites students to review the previous material</li> </ol>

2. The teacher presents material related to “How Do You Go to School” with the help of power point media and projectors.
3. Introducing new vocabulary related to the topic "How Do You Go to School"
4. The teacher shows pictures of transportation (flashcards)
5. Teacher and students read together the example sentences.
6. The teacher gives a short text (3-5 sentences) and reads it with the students.
7. Then continue Wordwall Reading Quiz
8. Discussion of quiz results together.
9. Students make one sentence about their way to school.
10. Some students read their sentences in front of the class

### 3. Closing

1. Summarize the learning material with the students.
1. Provide feedback on the learning process and results.
2. End the lesson with prayers according to their respective beliefs and greetings.

## MEETING 2 = 2 JP X 35 MINUTES

### Opening

1. Saying greetings
2. Pray according to each belief
3. Ask how the students are doing

	<p>4. Checking attendance</p> <p>5. Ice breaking: guess the picture of the means of transportation</p> <p>Core activities</p> <ol style="list-style-type: none"> <li>1. Students read a short text</li> <li>2. The teacher reads, then students take turns reading.</li> <li>3. Students answer questions (oral), Sample dialog: “How do you get to school?”</li> <li>4. Writing sentences: “I go to school by...”</li> <li>5. Give Quiss</li> </ol> <p>Closing</p> <ol style="list-style-type: none"> <li>1. Summarize the learning material with the students.</li> <li>2. Provide feedback on the learning process and results.</li> <li>3. End the lesson with prayers according to their respective beliefs and greetings.</li> </ol>
	<p><b>Reflection</b></p> <p>What transportation didn't you know before?</p> <p>Can the students connect the picture with the name of the transportation?</p>
	<p style="text-align: center;"><b>Material</b></p>

Vocabulary			
Bike	Pedicab	Boat	
Ship	Tuck	Bus	
Motorcycle	Car	Plane	
Helicopter	Train		



# INDEPENDENT CURRICULUM TEACHING MODULE

## ENGLISH ELEMENTARY GRADE IV

<b>1</b>	<b>GENERAL INFORMATION</b>	
	Name of the prepares	Gusti Ayu Febriani
	Name of institution	SD N 1 Tamanbali
	Year compiled	2025
	School level	Elementary school
	Subject	English
	Grade/Phase:	4
	Keyword	-
	Time Allocation	4 x 35 minutes (2 meetings)
	total number of students	28
	Learning Model	offline
	<b>2</b>	<b>LEARNING OBJECTIVES</b>
<p>1.List the types of transportation correctly.</p> <p>2.Understand the use of “go/goes” for the subject he/she.</p> <p>3.Use the sentences “He goes to school by...” or “She goes to school by...” orally and in writing.</p> <p>4.Distinguish between I go and He/She goes in sentences.</p>		
<b>3</b>	<b>PANCASILA STUDENT PROFILE</b>	
<ul style="list-style-type: none"><li>• Collaborative</li><li>• Independent</li><li>• Creative</li><li>• Critical reasoning</li></ul>		

4	<p><b>ACILITIES AND INFRASTRUCTURE</b></p> <ul style="list-style-type: none"> <li>• LCD Proyektor</li> <li>• Laptop</li> <li>• Internet connection</li> <li>• Wordwall platform</li> </ul>
5	<p><b>TARGET LEARNERS</b></p> <p>Regular students who are active in learning activities. As well as students who are able to listen and follow learning activities well</p>
6	<p><b>LEARNING METHODS</b></p> <p>Lectures</p> <p>Activities using Wordwall.</p> <p>Questions and answers</p>
7	<p><b>LEARNING PREPARATION</b></p>
<b>MEETING 3 2 JP X 35 MINUTES</b>	
	<p>1 Opening</p> <ol style="list-style-type: none"> <li>1. Saying greetings</li> <li>2. Pray according to each belief</li> <li>3. Ask how the students are doing</li> <li>4. Checking attendance</li> </ol>

5. Conditioned the class to be disciplined and fun while following the ongoing learning.

6. Teacher greeting and apperception: review “I go to school by...”

## 2. Core Activities

1. Students are divided into small groups.

2. After forming small groups, students are asked to appoint 2 representatives to the front of the class.

3. .The teacher opens a Wordwall box randomly containing a reading text

4. Students answer in rotation/group competition.

## 3. Closing

1. Summarize the learning material with the students.

2. Provide feedback on the learning process and results.

4. End the lesson with prayers according to their respective beliefs and greetings.

## MEETING 4 2 JP X 35 MINUTES

## Opening

1. Saying greetings

2. Pray according to each belief

3. Ask how the students are doing

4. Checking attendance

5. Conditioned the class to be disciplined and fun while following the ongoing learning.

Core Activities

1. The teacher gives a short text
2. The teacher guides students to play the “Open the Box” game which contains texts
3. 1 group representative comes forward to read a short text.( This is done until all the groups have)
4. After the open the box game is carried out, the next activity is question and answer.
5. the teacher displays short texts through wordwall media students are asked to answer questions that the teacher has said.

3.Closing

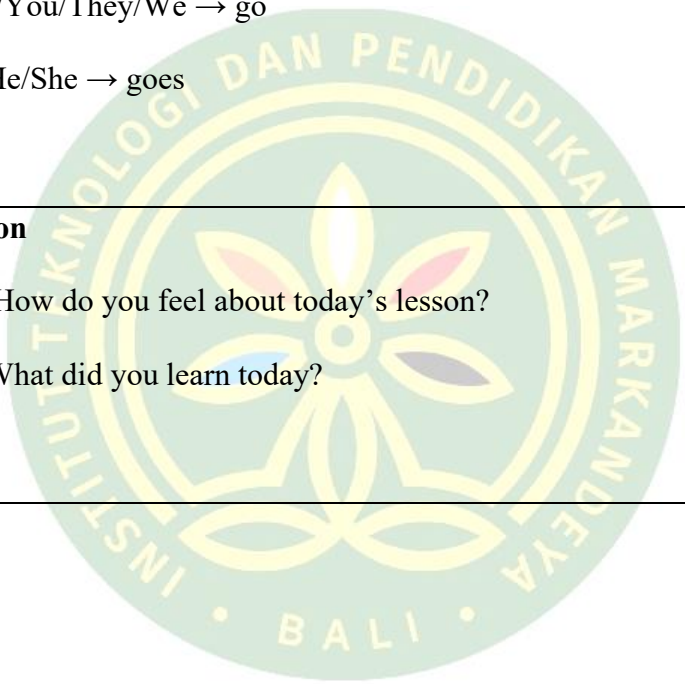
- 1.Summarize the learning material with the students.
- 2.Provide feedback on the learning process and results.
- 3.End the lesson with prayers according to their respective beliefs and greetings

**Material**

Transportation Vocabulary:

Bike	Pedicab	Boat
Ship	Tuck	Bus
Motorcycle	Car	Plane
Helicopter	Train	

	<p><b>Main Sentence:</b></p> <ul style="list-style-type: none"><li>• He goes to school by bike.</li><li>• She goes to school by motorcycle.</li><li>• He goes to school by bus.</li><li>• She goes to school on foot.</li></ul> <p><b>Grammar Notes:</b></p> <ul style="list-style-type: none"><li>• I/You/They/We → go</li><li>• He/She → goes</li></ul>
	<p><b>Reflection</b></p> <p>How do you feel about today's lesson?</p> <p>What did you learn today?</p>



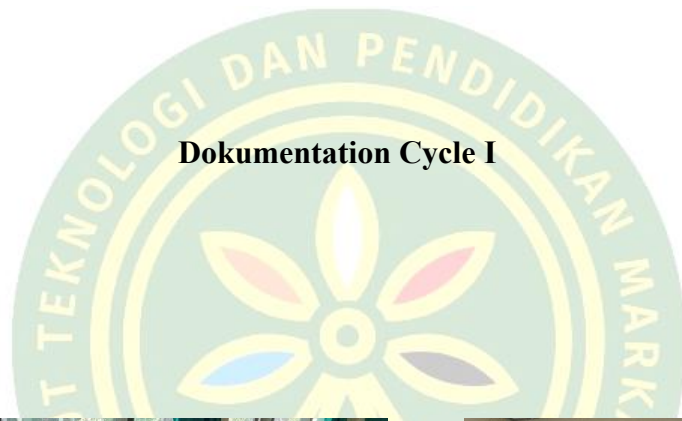
**APPENDIX 11. Dokumentation**



**Dokumentation of initial observation**




**Dokumentation of Pre test**



**Dokumentation Cycle I**



**Dokumentation Post test I**



**Dokumentation Post test II**

## APPENDIX 12. Media Wordwall

