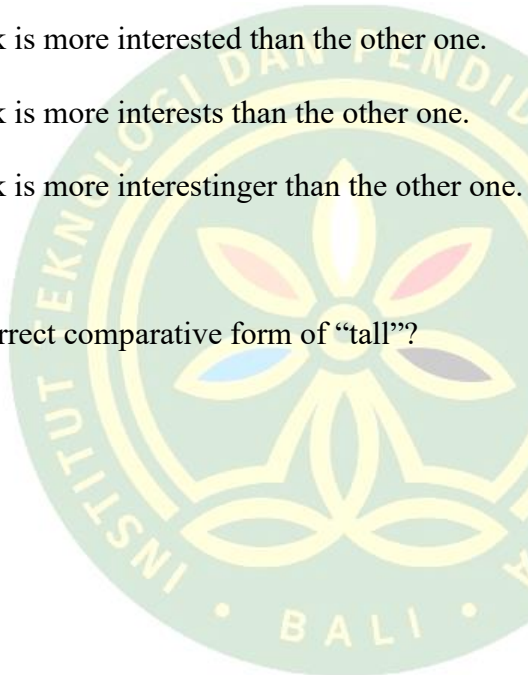


## Appendix 1: Pre-test Question Sheet

### SOAL PRE TEST BAHASA INGGRIS KELAS V SD N BELANCAN

#### COMPERATIVE ADJECTIVES

**Please answer the questions ! (jawablah pertanyaan berikut)**

1. Which sentence uses the correct comparative form?
    - a. This is more interesting than the other one.
    - b. This book is more interested than the other one.
    - c. This book is more interests than the other one.
    - d. This book is more interestinger than the other one.
  
  2. Which is correct comparative form of “tall”?
    - a. Tall
    - b. Taller
    - c. Than
    - d. More tall
  
  3. Chose the correct sentence !
    - a. Vivi is more faster than her sister
    - b. Vivi is fast than her sister
    - c. Vivi is more fasted than her sister
    - d. Vivi is more fastest than her sister
- 

4. Choose the correct form to adjective **“good”**!

- a. Good
- b. More good
- c. Gooder
- d. Better

5. Which is the correct form of **“small”** ?

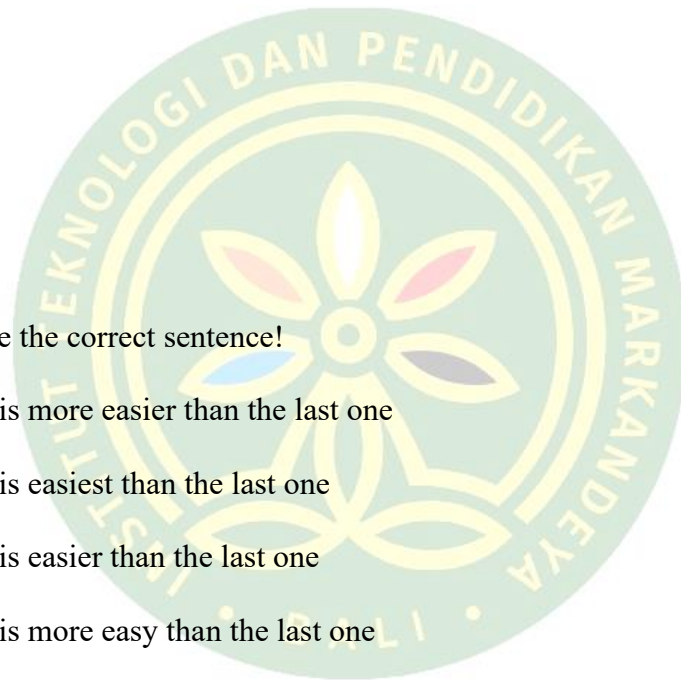
- a. Small
- b. Big
- c. Smallest
- d. Smaller

6. Please choose the correct sentence!

- a. This test is more easier than the last one
- b. This test is easiest than the last one
- c. This test is easier than the last one
- d. This test is more easy than the last one

7. Which is the comparative form of **“far”**?

- a. More far
- b. Father
- c. Farthest
- d. More farther



8. Chosen the correct comparative form of “**bad**”?

- a. Badest
- b. More bad
- c. Worse
- d. More worse

9. Chose the correct sentence

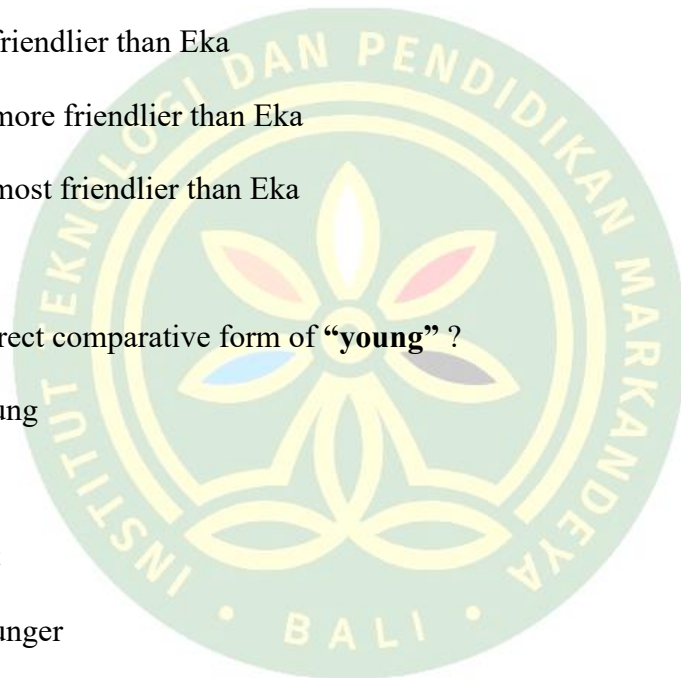
- a. Anita is more friendly than Eka
- b. Anita is friendlier than Eka
- c. Anita is more friendlier than Eka
- d. Anita is most friendlier than Eka

10. Which is correct comparative form of “**young**” ?

- a. More young
- b. Younger
- c. Youngest
- d. More younger

11. Tom is.....than Jerry

- a. Short
- b. Shorter
- c. The shortest
- d. Shorting





12. Chose the correct statement according to the picture above!

- a. The red car is bigger than the blue car
- b. The blue car is bigger than the red car
- c. The blue car is smaller than the orange car
- d. The red car is smaller than the blue car

13. Many adjectives are changed into the comparative form by adding?

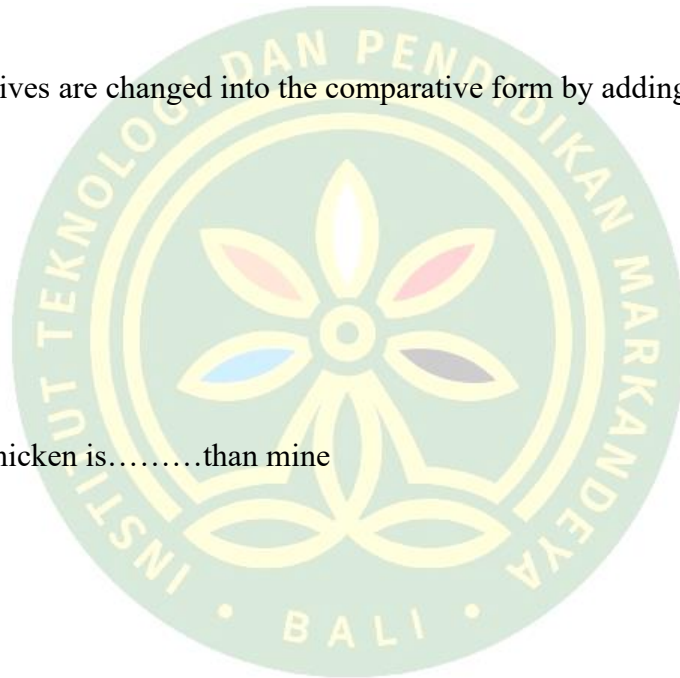
- a. -er
- b. -est
- c. -ies
- d. -its

14. Your spicy chicken is.....than mine

- a. Hot
- b. Hotter
- c. Hotted
- d. Hottest

15. Which sentence uses the correct comparative form?

- a. He is the more clever of the two
- b. He is cleverer than the other student
- c. He is clever than the other student
- d. He is the cleverer than the other student



## Essay

1. Jenny hair is.....(long) than Selly
2. Elephants are.....(Heavy ) than horse
3. The weather is.....(hot) than yesterday
4. Agung mountain is.....(large) than Batur mountain
5. I think the mathematic is.....(difficult) than English



**Appendix 2: Student Answer Sheet (Pre-Test)**

Nomor: 12 Adek Aditya Wiguna  
 Kelas : 12  
 Mata Pelajaran: Bahasa Inggris

NO	A	B	C	D
1.	<del>A</del>	B	C	D
2.	<del>A</del>	B	C	D
3.	<del>A</del>	B	C	D
4.	<del>A</del>	B	C	D
5.	<del>A</del>	B	C	D
6.	<del>A</del>	B	C	D
7.	<del>A</del>	B	C	D
8.	<del>A</del>	B	C	D
9.	<del>A</del>	B	C	D
10.	<del>A</del>	B	C	D
11.	<del>A</del>	B	C	D
12.	<del>A</del>	B	C	D
13.	<del>A</del>	B	C	D
14.	<del>A</del>	B	C	D
15.	<del>A</del>	B	C	D

B = ~~5~~  
 C = 10

Essay

1. longest.....
2. heavier.....
3. hotter.....
4. larger.....
5. difficulter.....

44 //

~~5~~



Nama: Kadok Mata Diantar: Putri  
 Nomor: 15  
 Kelas : V  
 Mata Pelajaran: Bahasa Inggris

NO	A	B	C	D
1	A	B	C	D
2	A	B	C	D
3	A	B	C	D
4	A	B	C	D
5	A	B	C	D
6	A	B	C	D
7	A	B	C	D
8	A	B	C	D
9	A	B	C	D
10	A	B	C	D
11	A	B	C	D
12	A	B	C	D
13	A	B	C	D
14	A	B	C	D
15	A	B	C	D

~~B~~ = 10  
~~S~~ = 5

Essay

- ~~2~~  Longer .....
- ~~1~~  Heavier .....
- ~~1~~  Hotter .....
- ~~1~~  Larger .....
- ~~2~~  More difficult .....

72 //

98



### Appendix 3: List of Student Grades

Table: Results of the pre-test of fifth-grade students

No.	Student	Result	KKTP	Completed/ Not completed
1.	Student 1	70	70	Completed
2.	Student 2	35	70	Not completed
3.	Student 3	35	70	Not completed
4.	Student 4	35	70	Not completed
5.	Student 5	70	70	Completed
6.	Student 6	25	70	Not completed
7.	Student 7	70	70	Completed
8.	Student 8	75	70	Completed
9.	Student 9	40	70	Not completed
10.	Student 10	55	70	Not completed
11.	Student 11	55	70	Not completed
12. .	Student 12	40	70	Not completed
13.	Student 13	75	70	Completed
14.	Student 14	25	70	Not completed
15.	Student 15	20	70	Not completed
16.	Student 16	45	70	Not completed
<b>Total Score</b>				<b>770</b>
<b>Mean</b>				<b>48,125</b>
<b>Classical Completeness</b>				<b>31,25%</b>

$$\text{Mean: } M = \frac{\sum x}{N}$$

$$M = \frac{770}{16}$$

$$M = 48,125$$

$$\text{Classical Completeness: } \textit{Classical completeness} = \frac{\sum \text{many student graduated}}{\sum \text{the total number of students}} \times 100\%$$

$$= \frac{5}{16} \times 100\%$$

$$= 31,25\%$$



#### Appendix 4: Documentation of Pre-Test



Taking the pre-test scores of fifth-grade students at SD N Belancan.



## Appendix 5 : Cycle I Learning Module

### MODUL AJAR KURIKULUM MERDEKA

#### BAHASA INGGRIS SD KELAS 5

#### INFORMASI UMUM

<b>A. IDENTITAS MODUL</b>	
Penyusun	Ni Wayan Novita Yani
Instansi	SD N Belancan
Tahun penyusun	Tahun 2025
Jenjang sekolah	SD
Mata pelajaran	Bahasa Inggris
Fase/ kelas	V (Lima)
Kata kunci	Superlative, adjective, the tallest, the smallest, the biggest
Alokasi waktu	2 x 40 menit
Jumlah siswa	16 orang
Model pembelajaran	Tatap muka
Asessment	Asesmen individual ( asesmen formatif)
<b>B. TUJUAN PEMBELAJARAN</b>	
<ul style="list-style-type: none"><li>• Siswa dapat memahami pengertian dari superlative adjective.</li><li>• Siswa dapat mengidentifikasi dan menggunakan bentuk superlative dari kata sifat.</li><li>• Siswa dapat menggunakan perbandingan dari kata sifat dengan benar.</li></ul>	

- Siswa dapat Menyusun kalimat sederhana dengan menggunakan bentuk superlative adjective.

### **C. PROFIL PELAJAR PANCASILA**

- Mandiri
- Kreatif
- Bergotong royong
- Bernalar kritis

### **D. SARANA DAN PRASARANA**

- Papan tulis, spidol, laptop, media power point dan proyektor.

### **E. PERSIAPAN PEMBELAJARAN**

#### **Pembukaan (kegiatan awal):**

- Mengucapkan salam dan sapa: Guru membuka pembelajaran dengan salam dan menanyakan kabar peserta didik.
- Berdoa menurut keyakinan masing- masing: Guru mengajak siswa untuk berdoa sebelum memulai pembelajaran.
- Mengecek kehadiran
- Mengkondisikan kelas agar disiplin dan menyenangkan saat mengikuti pembelajaran yang sedang berlangsung
- Memberika ice breaking yaitu open, close and smile.

#### **Kegiatan inti:**

#### **Kegiatan 1: Pengenalan Materi Superlative Adjective**

- Pengertian Superlative Adjective

A superlative adjective is a form of an adjective used to describe the highest or lowest degree of a quality among three or more things.

- Pembentukan:

- Kata sifat 1 suku kata: Tambahkan “-est” di belakang kata sifat dan tambahkan “the” di depan.

Contoh: Big (besar) = The biggest (paling besar).

- Kata sifat 2 suku kata atau lebih: Gunakan “most” di depan kata sifat dan tambahkan “the” di depan.

Contoh: expensive (mahal) = The most expensive (paling mahal).

- Contoh kalimat

- The giraffe is the tallest (Jerapah adalah yang tertinggi).
- The cat is shorter than the giraffe (Kucing lebih pendek dari jerapah).
- The bag is the most expensive (Tas adalah yang paling mahal).

## The elephant is the biggest



### Look and say


Look at the pictures and say the sentences.

1



The giraffe is the tallest.  
The rabbit is the shortest.

2



The elephant is the biggest.  
The mouse is the smallest.

3



The ruler is the longest.  
The pencil is the shortest.



Cici's grandma is the oldest.  
Lili is the youngest.



The bag is the oldest.  
The tie is the newest.



The bear is the fattest.  
The monkey is the thinnest.



The pair of shoes are the cheapest.  
The bag is the most expensive.



**Kegiatan 2: Penerapan Media *Word Search Game***

**SUPERLATIVE ADJECTIVE GAME**

Carilah bahasa inggris dari kata-kata yang tertulis dengan menggunakan kotak grid ini!!

T	P	O	X	V	G	N	S	G	W	M	U	Z	T	B
Z	S	C	J	I	P	M	F	T	R	Q	O	S	W	I
B	R	E	G	X	A	E	S	F	S	G	E	P	B	G
Q	O	W	G	L	N	E	L	L	O	L	T	T	J	G
A	O	D	L	N	W	E	B	W	L	D	S	R	T	E
S	Y	E	N	O	U	O	W	A	V	A	E	H	P	S
I	S	M	L	S	M	O	T	E	W	L	T	U	F	T
T	A	S	B	C	F	V	Y	A	S	T	T	Y	T	M
K	D	S	H	O	R	T	E	S	T	T	A	I	Z	X
K	H	C	O	R	V	I	M	E	P	J	F	R	S	Z
D	B	R	E	F	K	S	K	Y	A	Y	E	P	F	R
T	O	M	V	K	Q	R	W	C	Z	W	F	E	S	R
T	S	E	D	L	O	P	I	Q	G	T	P	X	R	Z
Z	J	D	W	L	M	B	K	K	B	E	N	J	O	N
M	O	S	T	E	X	P	E	N	S	I	V	E	D	A



Terbesar

Paling gemuk

Paling

mahal

Terbaru

Tertua

Terpendek

Paling lambat

Terkecil

Tertinggi

Termuda/ paling

muda

Temukan kata dalam teka-teki.

Kata-kata dapat bergerak ke arah mana saja.

Kata-kata dapat berbagi huruf saat saling bersilangan.

### Kegiatan 3: Penutup

- Membahas jawaban dari word search game dan menyimpulkan materi pembelajaran bersama siswa.
- Memberikan umpan balik terhadap proses dan hasil pembelajaran.
- Refleksi:

#### Refleksi Peserta Didik

Saya senang	☹️	😐	😄
1. mendengarkan cerita yang dibacakan oleh guru.			
2. menggunakan kosakata baru untuk membandingkan dua hingga tiga ciri-ciri manusia, binatang, dan benda-benda di sekitar saya.			
3. menggunakan kosakata baru untuk membandingkan dua hingga tiga ciri-ciri manusia, binatang, dan benda-benda di sekitar saya.			
Saya dapat	☹️	😐	😄
1. menggunakan kosakata baru untuk membandingkan dua hingga tiga ciri-ciri manusia, binatang, dan benda-benda di sekitar saya.			
2. menanyakan dan menjawab pertanyaan mengenai perbandingan ciri-ciri antara dua hingga tiga manusia, binatang, dan benda-benda di sekitar saya.			

#### F. DAFTAR PUSTAKA

- Buku Digital (My Next Words Grade 5- Student's Book for Elementary School)



## Appendix 6: Cycle I Post-test Question Sheet

### SOAL POST-TEST BAHASA INGGRIS KELAS V SDN BELANCAN

#### SUPERLATIVE ADJECTIVE

1. What is the English for“terbesar” ?

- a) Tallest
- b) Biggest
- c) Shortest
- d) Fattest

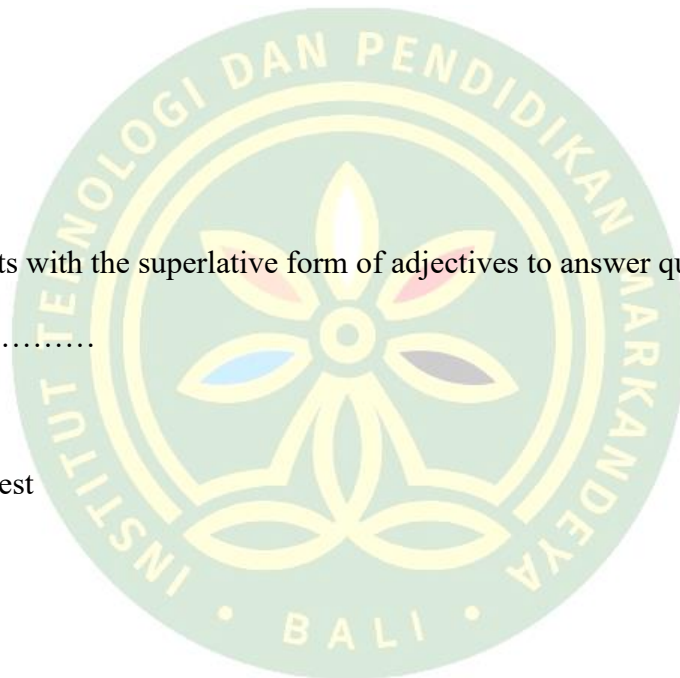
Fill in the dots with the superlative form of adjectives to answer questions 2-3.

2. Giraffe is the.....

- a) Tallest
- b) More tallest
- c) Taller
- d) Talling

3. The mouse is the.....

- a) Smaller
- b) Smalling
- c) More small
- d) Smallest



4. Nenek cici memiliki 3 saudara dan ia yang tertua diantara mereka. What is the English word for the underlined word?
- a) Youngest
  - b) Oldest
  - c) Older
  - d) Younger



5. How is the buffalo compared to the deer?
- a) The deer is bigger than the buffalo.
  - b) The buffalo is the biggest than the deer.
  - c) The cat is thinner than the buffalo.
  - d) The deer is the tallest than the cat.
6. What is the English for “termahal”?
- a) Most expensive
  - b) Expensifier
  - c) Newest
  - d) Cheapest
7. fattest – the – bear- is – the (Arrange the words into a superlative adjective sentence!)

- a) The bear the is fattest
- b) The fattest is bear
- c) Bear is the fattest
- d) The bear is the fattest



Look at the picture above to answer questions 8 and 9.

8. The stock is the.....

- a) Thinnest.
- b) Fattest.
- c) Biggest .
- d) Beautiful

9. Is the stork short??

- a) Yes
- b) Shorter
- c) No, it is not
- d) Big

10. longest- the- stick- is- the (Arrange the words into a superlative adjective sentence!)

- a) The longest the is the stick.
- b) The stick is the longest.
- c) The stick longest.
- d) Is the stick the longest.

Answer questions 11 and 12 based on the following picture:



11. Choose the correct statement below!

- a) The blue trouser is the most expensive.
- b) The red trouser is the most expensive.
- c) The blue bag is the most cheapest.
- d) The blue trouser is the cheapest.

12. Which one is cheaper?

- a) Red trousers
- b) Black trousers
- c) Green trousers
- d) Blue trousers

13. What is the English for "terbaru"

- a) Newest
- b) Smallest
- c) Shortest

d) Tallest

14. Kura- kura adalah hewan yang bergerak paling lambat. What is the English word for the underlined word??

a) Slowest

b) Newest

c) Most expensive

d) Oldest

15. Choose the correct superlative adjective sentence below.!

a) The book is the newest

b) The newest is book

c) Book is newest

d) The book is most new

16. Is- novi's sister- the- youngest! (Arrange the following words into superlative adjectives!)

a) Novi's sister is the youngest.

b) Is the youngest novi sister.

c) The youngest is the sister.

d) The younger sister.

17. What is the English language of "termurah" ?

a) Smallest

b) Shortest

- c) Cheapest
- d) Thinnest

Use the picture below to answer questions 18-20

Mother



Tino

Cici

18. How is Mother compared to Cici??

- a) The mother is youngest than the Novi.
- b) Novi is youngest than the mother.
- c) The Novi is oldest than the mother.
- d) The mother is smallest than the Novi.

19. who is the tallest??

- a) Mother
- b) Sister
- c) Cici
- d) Tino

20. Tino is the youngest child. What is the English for the underlined word??

- a) Oldest
- b) Biggest
- c) Longest
- d) Youngest



Good luck!!

## Appendix 7: Student Answer Sheet Cycle I

Nama : N. Luh Risma Gito R.  
Nomor : 10 / 10  
Kelas : V  
Mata Pelajaran: Bahasa Inggris

NO	A	B	C	D
1.	A	<del>B</del>	C	D
2.	<del>A</del>	B	C	<del>D</del>
3.	A	B	C	<del>D</del>
4.	A	<del>B</del>	C	D
5.	A	<del>B</del>	C	D
6.	<del>A</del>	B	C	D
7.	A	B	C	<del>D</del>
8.	<del>A</del>	B	C	D
9.	A	B	<del>C</del>	D
10.	A	<del>B</del>	C	D
11.	A	B	C	<del>D</del>
12.	A	B	C	<del>D</del>
13.	<del>A</del>	B	C	D
14.	<del>A</del>	B	C	D
15.	<del>A</del>	B	C	D
16.	<del>A</del>	B	C	D
17.	A	B	<del>C</del>	D
18.	A	<del>B</del>	C	D
19.	<del>A</del>	B	C	D
20.	A	B	C	<del>D</del>

B = 19  
C = 1

95



Nama : *iputu nahda pucua*

Nomor : *12*

Kelas : *V*

Mata Pelajaran: Bahasa Inggris

NO	A	B	C	D
<del>1.</del>	A	<del>B</del>	C	D
<del>2.</del>	<del>A</del>	B	C	D
<del>3.</del>	A	B	<del>C</del>	D
<del>4.</del>	A	B	<del>C</del>	D
<del>5.</del>	A	B	C	<del>D</del>
<del>6.</del>	<del>A</del>	B	C	D
<del>7.</del>	A	B	C	<del>D</del>
<del>8.</del>	A	<del>B</del>	C	D
<del>9.</del>	A	B	C	<del>D</del>
<del>10.</del>	<del>A</del>	B	C	D
<del>11.</del>	A	B	<del>C</del>	D
<del>12.</del>	A	B	C	D
<del>13.</del>	A	B	<del>C</del>	D
<del>14.</del>	A	B	C	<del>D</del>
<del>15.</del>	A	B	C	<del>D</del>
<del>16.</del>	A	<del>B</del>	C	D
<del>17.</del>	A	B	C	D
<del>18.</del>	A	B	C	D
<del>19.</del>	A	B	C	<del>D</del>
<del>20.</del>	<del>A</del>	B	C	D

$$\begin{aligned} B &= 5 \\ 5 &= 15 \end{aligned}$$

75



Nama : N. Luh Risca G:to R.  
Nomor : 10 / 10  
Kelas : ✓  
Mata Pelajaran: Bahasa Inggris

NO	A	B	C	D
1.	A	<del>B</del>	C	D
2.	<del>A</del>	B	C	<del>D</del>
3.	A	<del>B</del>	C	<del>D</del>
4.	A	<del>B</del>	C	<del>D</del>
5.	A	<del>B</del>	C	D
6.	<del>A</del>	B	C	D
7.	A	B	C	<del>D</del>
8.	<del>A</del>	B	C	D
9.	A	<del>B</del>	<del>C</del>	D
10.	A	<del>B</del>	C	D
11.	A	B	C	<del>D</del>
12.	A	B	C	<del>D</del>
13.	<del>A</del>	B	C	D
14.	<del>A</del>	B	C	D
15.	<del>A</del>	B	C	D
16.	<del>A</del>	B	C	D
17.	A	B	<del>C</del>	D
18.	A	<del>B</del>	C	D
19.	<del>A</del>	B	C	D
20.	A	B	C	<del>D</del>

B = 19  
C = 1

95



## Appendix 8: List of Student Grades Cycle I

**Table: Recapitulation of Student Learning Outcome Values Cycle 1**

<b>Number</b>	<b>Student</b>	<b>Result</b>	<b>KKMT</b>	<b>Completed/ Not completed</b>
1.	Student 1	90	70	Completed
2.	Student 2	60	70	Not completed
3.	Student 3	85	70	Completed
4.	Student 4	90	70	Completed
5.	Student 5	75	70	Completed
6.	Student 6	40	70	Not completed
7.	Student 7	90	70	Completed
8.	Student 8	90	70	Completed
9.	Student 9	65	70	Not completed
10.	Student 10	95	70	Completed
11.	Student 11	50	70	Not completed
12.	Student 12	75	70	Completed
13.	Student 13	90	70	Completed
14.	Student 14	70	70	Completed
15.	Student 15	80	70	Completed
16.	Student 16	55	70	Not completed
<b>Total Score</b>				<b>1.200</b>
<b>Mean</b>				<b>75</b>

Classical Completeness	62,5% (Not completed)
------------------------	-----------------------



## Appendix 9: Documentation of Learning Cycle I



At the first meeting, the researcher provided material on superlative adjectives and their use word search game media in learning. The word search game was displayed in front, and students were invited to answer questions and find the answers in the word search game box.



At the second meeting, the researcher distributed evaluation sheets related to previous learning. The researcher supervised students in working on the questions.

## Appendix 10: Cycle II Learning Module

### MODUL AJAR KURIKULUM MERDEKA

#### BAHASA INGGRIS SD KELAS 5

#### INFORMASI UMUM

<b>G. IDENTITAS MODUL</b>	
Penyusun	Ni Wayan Novita Yani
Instansi	SD N Belancan
Tahun penyusun	Tahun 2025
Jenjang sekolah	SD
Mata pelajaran	Bahasa Inggris
Fase/ kelas	V (Lima)
Kata kunci	Flavor, sweet, sour
Alokasi waktu	2 x 40 menit
Jumlah siswa	16 orang
Model pembelajaran	Tatap muka
Asessment	Asesmen individual ( asesmen formatif)
<b>H. TUJUAN PEMBELAJARAN</b>	
<ul style="list-style-type: none"><li>• Siswa dapat memahami pengertian dari Flavor</li><li>• Siswa dapat mengidentifikasi dan menggunakan jenis-jenis rasa dalam makanan.</li><li>• Siswa dapat Menyusun kalimat sederhana dengan menggunakan kosa kara "Rasa"</li></ul>	
<b>I. PROFIL PELAJAR PANCASILA</b>	

- Mandiri
- Kreatif
- Bergotong royong
- Bernalar kritis

#### **J. SARANA DAN PRASARANA**

- Papan tulis, spidol, dan laptop.

#### **K. PERSIAPAN PEMBELAJARAN**

##### **Pembukaan (kegiatan awal):**

- Mengucapkan salam dan sapa: Guru membuka pembelajaran dengan salam dan menanyakan kabar peserta didik.
- Berdoa menurut keyakinan masing-masing: Guru mengajak siswa untuk berdoa sebelum memulai pembelajaran.
- Mengecek kehadiran
- Mengkondisikan kelas agar disiplin dan menyenangkan saat mengikuti pembelajaran yang sedang berlangsung
- Memberikan ice breaking yaitu clap and boom

##### **Kegiatan inti:**

##### **Kegiatan 1: Pengenalan Materi Superlative Adjective**

- Pengertian Flavor

Flavor is the overall impression received by the human senses, especially from taste and smell, when food or drink is consumed.

- Contoh kata sifat:

1. Spicy
2. Salty
3. Biter
4. Sour
5. Sweet





 **Look and say**

Look at the pictures  
and say the words.



sour mangoes



salty fish



sweet sugar



bitter coffee



sweet honey



sour limes



sweet candies



sweet ice cream





Look at the pictures and say the words.



sweet cake



salty fish



bitter melon



sour mango



### Kegiatan 3: Penerapan Media Word Search Game Secara Berkelompok

**PUZZLEMAKER**  
CREATE YOUR OWN PUZZLES






Nama anggota kelompok:

- 1.
- 2.
- 3.
- 4.
- 5.
- 6.

Temukan kosa kata rasa (flavor) dalam grid dengan menyesuaikan gambar dibawah!!

**Word Search Game**  
Flavor

H	R	B	J	S	A	T	J	H	S	C	V	A	Y	H
K	R	P	A	R	J	X	E	M	T	V	S	T	D	M
V	L	L	S	K	N	F	D	V	E	J	O	E	Y	B
I	T	L	P	L	I	R	F	J	E	B	H	Z	E	W
Y	J	Z	I	C	T	L	Z	D	W	A	O	B	F	A
I	O	C	C	X	W	A	I	G	S	M	I	K	X	D
R	Q	J	Y	E	P	R	R	O	G	R	J	E	S	Q
K	E	R	U	O	S	Q	C	M	I	V	A	K	L	E
J	Q	T	Y	T	J	S	V	P	T	M	R	O	C	H
H	K	D	T	E	V	H	P	X	A	A	X	K	C	E
O	F	E	E	I	J	J	L	K	Q	X	E	T	S	Q
M	U	B	J	A	B	P	N	Z	G	U	F	E	V	H
E	U	Y	O	Y	Y	N	Z	I	S	D	F	V	R	Z
N	Y	S	E	B	Q	N	U	B	Q	J	U	A	E	X
C	U	L	B	Q	T	V	G	D	K	P	P	G	V	V

Temukan kata dalam teka-teki.  
Kata-kata dapat bergerak ke arah mana saja.  
Kata-kata dapat berbagi huruf saat saling bersilangan.

5 dari 5 kata ditempatkan.

#### Kegiatan 4: Penutup

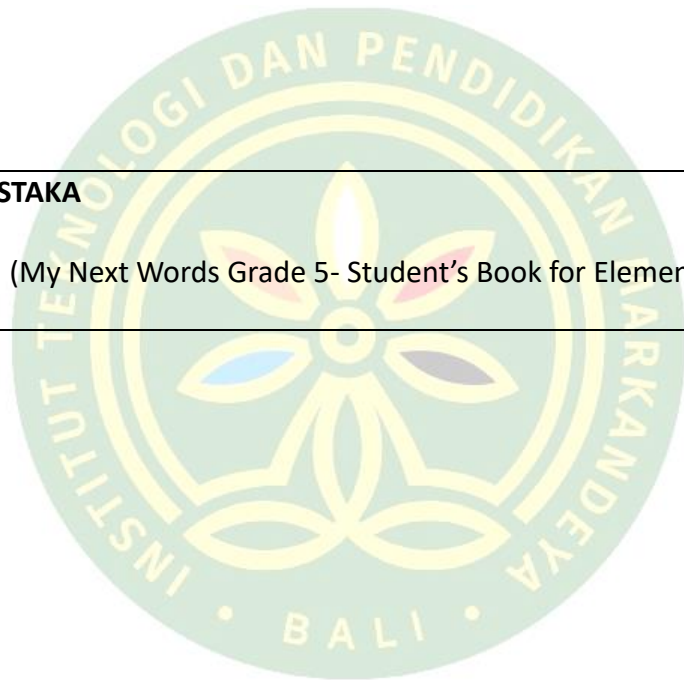
- Menyimpulkan materi pembelajaran bersama siswa.
- Memberikan umpan balik terhadap proses dan hasil pembelajaran.
- Refleksi:

### Refleksi Peserta Didik

<b>Saya senang</b>	☹️	😐	😊
1. mendengarkan cerita yang dibacakan guru.			
2. mengenal kosakata untuk menyatakan rasa makanan dan minuman.			
3. menulis kalimat mengenai rasa makanan dan minuman.			
<b>Saya dapat</b>	☹️	😐	😊
1. menggunakan kosakata baru untuk menyatakan berbagai rasa makanan dan minuman.			
2. menanyakan dan menjawab pertanyaan mengenai rasa makanan dan minuman.			

#### L. DAFTAR PUSTAKA

- Buku Digital (My Next Words Grade 5- Student's Book for Elementary School)



## Appendix 11: Post-test Question Sheet Cycle II

### SOAL POST-TEST BAHASA INGGRIS KELAS V SDN BELANCAN

#### WHAT DELICIOUS BAKSO! (FLAVOR)

1. How does salt taste??

- a) Sweet
- b) Bitter
- c) Salty
- d) Sour

2. Which of the following has a bitter taste?

- a) Coffee
- b) Cake
- c) Cheese
- d) Salt

3. What is the English of manis?

- a) Bitter
- b) Sweet
- c) salty
- d) Sour



4. What is the English of asam/ kecut?

- a) Sweet
- b) Salty
- c) Sour
- d) Bitter



5. Choose the statement that matches the image above.!

- a) Lemons are sour
- b) Coffee is sour
- c) Lemons are salty
- d) Apple is sour

6. What is the English for asin??

- a) salty
- b) bitter
- c) sour
- d) sweet





7. Choose the statement that matches the picture above!

- a) Coffee is sour
- b) Lime is bitter
- c) Coffee is bitter
- d) Cake are salty

8. What do you think honey tastes like?

- a) Bitter
- b) Sour
- c) Sweet
- d) Salty



9. Choose the correct statement according to the picture above!

- a) Salt is salty
- b) Salt is bitter
- c) Salt is sour
- d) Salt is sweet

10. Anita sedang memakan mangga muda dan rasanya sangat asam. What is the English word for the underlined word?

- a) Sweet
- b) Spicy
- c) Salty
- d) Sour



Level 10

11. Choose the statement that matches the picture above!

- a) Noodles are sour
- b) Noodles are spicy
- c) Noodles are sweet
- d) Noodles are salty

12. What is the opposite of sweet?

- a) Bitter
- b) Sour
- c) Salty
- d) Spicy



13. Complete the sentences below:

This chili sauce is very..... I need a glass of water!

- a) Sour
- b) Sweet
- c) Salty
- d) Spicy

14. Which word describes the taste of sugar?

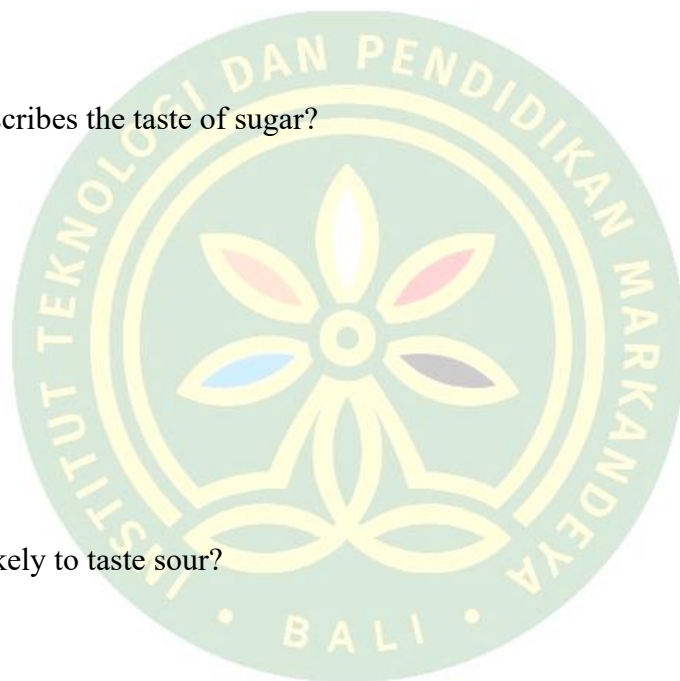
- a) Sweet
- b) Spicy
- c) Sour
- d) Bitter

15. Foods that are likely to taste sour?

- a) Apple
- b) Yogurt
- c) Cake
- d) Candy

16. What you eat doesn't include taste?

- a) Spicy
- b) Sweet
- c) Bitter



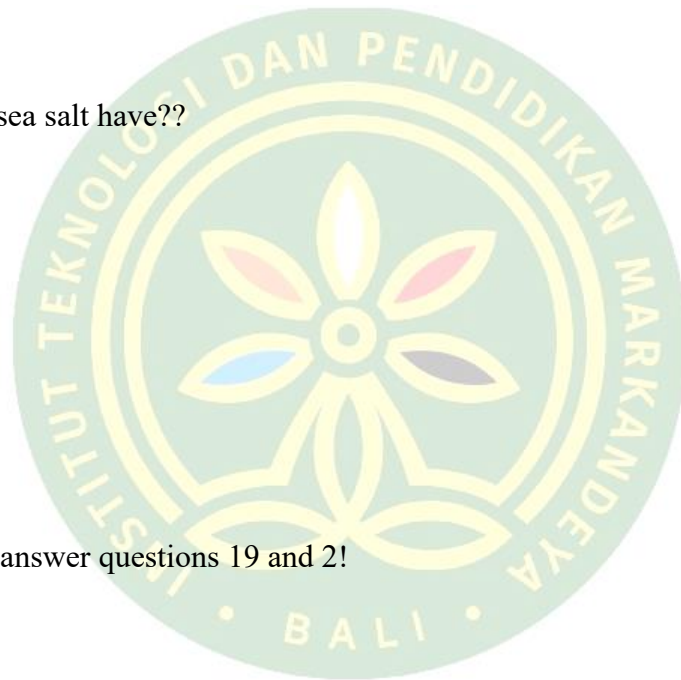
d) Crancy

17. Which taste makes your mouth burn?

- a) Bitter
- b) Sweet
- c) Sour
- d) Spicy

18. What taste does sea salt have??

- a) Salty
- b) Sweet
- c) Bitter
- d) Sour



Use this table to answer questions 19 and 2!

Food	Flavor
a. Candy	1. Bitter
b. Chili pepper	2. Sweet
c. Coffee	3. Spicy
d. Lemon	4. sour

19. Match the food in the left column with the corresponding flavor in the right column!

a) a- 4

b) b- 1

c) c- 3

d) d- 4

20. Choose the correct statement according to the column above.!

a) Candy is sweet

b) Lemons are sour

c) Coffee is spicy

d) A and B are correct



## Appendix 12: Student Answer Sheet Cycle II

Nama : I Gede Merta Diranta  
Nomor : 1  
Kelas : V  
Mata Pelajaran: Bahasa Inggris

NO	A	B	C	D
1.	<del>A</del>	<del>B</del>	C	D
2.	<del>A</del>	B	C	D
3.	A	B	<del>C</del>	<del>D</del>
4.	A	<del>B</del>	<del>C</del>	D
5.	<del>A</del>	B	<del>C</del>	D
6.	<del>A</del>	B	C	D
7.	A	B	C	<del>D</del>
8.	<del>A</del>	B	C	D
9.	A	B	<del>C</del>	D
10.	A	<del>B</del>	C	D
11.	<del>A</del>	B	C	D
12.	A	B	C	<del>D</del>
13.	<del>A</del>	B	C	D
14.	<del>A</del>	B	C	D
15.	<del>A</del>	B	C	D
16.	<del>A</del>	B	C	D
17.	A	B	<del>C</del>	D
18.	A	<del>B</del>	C	D
19.	<del>A</del>	B	C	D
20.	A	B	C	<del>D</del>

$$B = 19$$

$$S = 1$$

95



Nama : Kadeh Meta Diantari Putri

Nomor : 15

Kelas : V

Mata Pelajaran: Bahasa Inggris

NO	A	B	C	D
1.	A	<del>B</del>	C	D
2.	<del>A</del>	B	C	D
3.	A	B	C	<del>D</del>
4.	A	<del>B</del>	C	D
5.	<del>A</del>	B	C	D
6.	<del>A</del>	B	C	D
7.	A	B	C	<del>D</del>
8.	<del>A</del>	B	C	D
9.	A	B	<del>C</del>	D
10.	A	<del>B</del>	C	D
11.	<del>A</del>	B	C	D
12.	A	B	C	<del>D</del>
13.	<del>A</del>	B	C	D
14.	<del>A</del>	B	C	D
15.	<del>A</del>	B	C	D
16.	A	B	<del>C</del>	D
17.	A	B	<del>C</del>	D
18.	A	<del>B</del>	C	D
19.	<del>A</del>	<del>B</del>	C	D
20.	A	B	C	<del>D</del>

$$B = 18$$

$$S = 2$$

gg



Nama : Niluh Diah primadani

Nomor : 5

Kelas : ✓

Mata Pelajaran: Bahasa Inggris

NO	A	B	C	D
1.	A	<del>B</del>	C	D
2.	<del>A</del>	B	C	D
3.	A	B	C	<del>D</del>
4.	A	<del>B</del>	C	D
5.	<del>A</del>	B	<del>C</del>	D
6.	<del>A</del>	B	C	<del>D</del>
7.	A	B	C	<del>D</del>
8.	<del>A</del>	B	C	D
9.	A	B	<del>C</del>	D
10.	A	<del>B</del>	C	D
11.	<del>A</del>	B	C	D
12.	A	B	C	<del>D</del>
13.	<del>A</del>	B	C	D
14.	<del>A</del>	B	C	D
15.	<del>A</del>	B	C	D
16.	A	<del>B</del>	C	D
17.	A	B	<del>C</del>	D
18.	<del>A</del>	B	<del>C</del>	D
19.	<del>A</del>	B	C	D
20.	A	B	C	<del>D</del>

$$B = 17$$

$$S = 3$$

85



### Appendix 13: List of Student Grades Cycle II

**Table: Recapitulation of Student Learning Outcome Values in Cycle II**

<b>Number</b>	<b>Student</b>	<b>Result</b>	<b>KKM</b>	<b>Completed/ Not completed</b>
1.	Student 1	95	70	Completed
2.	Student 2	80	70	Completed
3.	Student 3	95	70	Completed
4.	Student 4	90	70	Completed
5.	Student 5	85	70	Completed
6.	Student 6	75	70	Completed
7.	Student 7	95	70	Completed
8.	Student 8	95	70	Completed
9.	Student 9	85	70	Completed
10.	Student 10	95	70	Completed
11.	Student 11	75	70	Completed
12.	Student 12	85	70	Completed
13.	Student 13	90	70	Completed
14.	Student 14	85	70	Completed
15.	Student 15	90	70	Completed
16.	Student 16	65	70	Not completed
<b>Total Score</b>				<b>1380</b>
<b>Mean</b>				<b>86,25</b>

Classical Completeness	93,75%(Completed)
------------------------	-------------------



## Appendix 14: Documentation of Learning Process Cycle II



At the first meeting, the researcher taught material with the theme “flavor” dan applied media in the form of a word search game in groups. The researcher supervise student while carrying out group assignments.



At the second meeting, the researcher distributed evaluation sheets related to previous learning. The researcher supervised students in working on the questions.

## Appendix 15: Comparison Of Student Learning Outcomes Before and After Cycles I and

## II

**Table: Comparison Of Student Learning Outcomes Before and After Cycles I  
and II**

No.	Name of Student	Pretest	Post-test Cycle I	Post-test Cycle II
1.	Student 1	70	90	95
2.	Student 2	35	60	80
3.	Student 3	35	85	95
4.	Student 4	35	90	95
5.	Student 5	70	75	80
6.	Student 6	25	40	75
7.	Student 7	70	90	95
8.	Student 8	75	90	95
9.	Student 9	40	90	85
10.	Student 10	55	95	95
11.	Student 11	55	50	75
12.	Student 12	40	75	85
13.	Student 13	75	90	90
14.	Student 14	25	70	85
15.	Student 15	20	80	90
16.	Student 16	45	55	65
	<b>Total score</b>	<b>770</b>	<b>1200</b>	<b>1380</b>

	<b>Mean</b>	48,125	75	86,25
	<b>Classical completeness</b>	31,25%	62,5%	93,75%
	<b>Lowest value</b>	25	40	65
	<b>Highest value</b>	75	95	95
	<b>KKTP</b>	70	70	70

