

APPENDIX



Appendix 1. Data Name Grade 3 Students SD N 5 Besakih

Academic Years 2025/2026

No	Name	Gender	NIS
1.	I Gede Merta Dana	L	838
2.	I Kadek Arya Saputra	L	839
3.	I Komang Wira Dana	L	840
4.	I Wayan Antara Wiguna	L	841
5.	Ni Kadek Ayu Sari	P	842
6.	Ni Kadek Manik Septiyasih	P	843
7.	Ni Kadek Warnasih	P	844
8.	Ni Komang Devi Warniasih	P	845
9.	Ni Komang Indah Pratiwi	P	846
10.	Ni Komang Juliantari	P	847
11.	Ni Komang Mariani	P	848
12.	Ni Komang Riska	P	849
13.	Putu Indra Saputra	L	850

Appendix 2. Pretest And Key Answer

Name:

Class:

No:

FRUIT VOCABULARY PRETEST

Instructions: Choose the correct answer by marking (X) on A, B, C, or D

Instructions: Choose the correct answer by marking (X) on A, B, C, or D

1) Which fruit is this?



- a. Orange
- b. Apple
- c. Grape
- d. Manggo

2) What is the name of this yellow fruit?



- 1.5.1.1 Mango
- 1.5.1.2 Banana
- 1.5.1.3 Lemon
- 1.5.1.4 Orange

3) Which fruit is brown outside and brown inside?

- a. Apricot
- b. Sapodilla
- c. Plum
- d. Banana



4). This fruit is small and red. What fruit is this?

- a. Raspberry
- b. Cherry
- c. Strawberry
- d. Grape

5). This fruit has green skin and juicy red flesh. What fruit is the this?

- a. Watermelon
- b. Kiwi
- c. Avocado
- d. Apple

6). This fruit is oval and yellow when cooked. What fruit is this?

- a. Pineapple
- b. Durian
- c. Guava
- d. Manggo

7). What is the name of this small, round, purple fruit?



- a. Cherry
- b. Grape
- c. Blueberry

d. Banana

8). This fruit is large and has a strong smell. What fruit is it?

a. Papaya

b. Durian

c. Mango

d. Orange

9). What fruit is long, if cooked is yellow and if not cooked is green

a. Watermelon

b. Papaya

c. Lemon

d. Banana

10). What fruit is green outside, and if cooking is light green, this fruit is?

a. Avocado

b. Banana

c. Apple

d. Watermelon



11). This fruit is small, round, and blue. What fruit is this?



a. Raspberry

b. Blueberry

c. Blackberry

d. Grape

12). Which fruit is soft, orange, and has black seeds inside?

- a. Mango
- b. Papaya
- c. Peach
- d. Watermelon

13). What is the name of this green, oval-shaped fruit?



- a. Guava
- b. Mango
- c. Kiwi
- d. Avocado

14). This fruit has a brown fuzzy skin and green flesh inside. What fruit is it?

- a. Kiwi
- b. Pear
- c. Avocado
- d. Rambutan

15). This fruit is usually used to make jam and is small and red what is it?



- a. Raspberry
- b. Cherry
- c. Strawberry
- d. Blueberry

16). Which fruit is big, round, and has a rough yellow-brown skin?

- a. Lemon
- b. Melon
- c. Papaya
- c. Kiwi

17). This fruit is dark purple and has a sweet taste. What fruit is this?

- a. Plum
- b. Mangosteen
- c. Mango
- d. Grape



19). Which fruit is green and looks like a star when sliced?

- a. Starfruit
- b. Apple
- c. Lemon
- d. Kiwi



19). This fruit is oval in the shape of green, white inside and there is a fine thorn on the skin. What fruit is this ?



- a. Soursop
- b. Guava
- c. Banana
- d. Apple

20). Which fruit is small, dark purple, and has a sour taste?

- a. Blueberry
- b. Blackberry
- c. Raspberry
- d. Cerry

Key answer:

- | | | | |
|------|-------|-------|-------|
| 1. A | 6. D | 11. B | 16. B |
| 2. C | 7. B | 12. B | 17. B |
| 3. B | 8. B | 13. A | 18. A |
| 4. B | 9. D | 14. A | 19. A |
| 5. A | 10. A | 15. A | 20. B |

Assessment Score	: 100
Score	: $\frac{\text{Correct Number}}{\text{Maximum Number of Correct}} \times 100$

Appendix 3. The Results Of Pretest Garde 3 Students SD N 5 Besakih

No.	Student name	score	Information
1.	I Gede Merta Dana	70	Completed
2.	I Kadek Arya Saputra	60	Completed
3.	I Komang Wira Dana	50	Not complete
4.	I Wayan Antara Wiguna	50	Not complete
5.	Ni Kadek Ayu Sari	45	Not complete
6.	Ni Kadek Manik Septiyasih	45	Not complete
7.	Ni Kadek Warnasih	45	Not complete
8.	Ni Komang Devi Warniasih	40	Not complete
9.	I Komang Indah Pratiwi	50	Not complete
10.	Ni Komang Juliantari	40	Not complete
11.	Ni Komang Mariani	40	Not complete
12.	Ni Komang Riska	60	Completed
13.	Putu Indra Saputra	60	Completed
Total Student Score		655	
Mean		50.3	
Classical Completion		30,77 %	

The result of student pretest

$$M = \frac{\sum x}{N}$$

Description:

M = Average (mean)

$\sum x$ = Total students score

N = The amount of data or the number of students

Answer: $M = \frac{655}{13} = 50,3$

Appendix 4. Pretest Student Results

Name: *Ni Keriani Meliantri*

Class: *3.3D*






No: *10*

40


S = 12
B = 8

FRUIT VOCABULARY PRETEST

Instructions: Choose the correct answer by marking (X) on A, B, C, or D

1. Which fruit is this? 
 - a. Orange
 - b. Apple
 - c. Grape
 - d. Manggo
2. What is the name of this yellow fruit? 
 - a. Mango
 - b. Banana
 - c. Lemon
 - d. Orange
3. Which fruit is brown outside and brown inside?
 - a. Apricot
 - b. Sapodilla
 - c. Plum
 - d. Banana
4. This fruit is small and red. What fruit is this? 
 - a. Raspberry
 - b. Cherry
 - c. Strawberry
 - d. Grape
5. This fruit has green skin and juicy red flesh. What fruit is this?
 - a. Watermelon
 - b. Kiwi
 - c. Avocado
 - d. Apple
6. This fruit is oval and yellow when cooked. What fruit is this?
 - a. Pineapple
 - b. Durian
 - c. Guava
 - d. Manggo
7. What is the name of this small, round, purple fruit? 
 - a. Cherry
 - b. Grape
 - c. Blueberry
 - d. Banana
8. This fruit is large and has a strong smell. What fruit is it?
 - a. Papaya
 - b. Durian
 - c. Mango
 - d. Orange
9. What fruit is long, if cooked is yellow and if not cooked is green
 - a. Watermelon
 - b. Papaya
 - c. Lemon
 - d. Banana
10. What fruit is green outside, and if cooking is light green, this fruit is? 
 - a. Avocado


- b. Banana
- c. Apple
- d. Watermelon

11. This fruit is small, round, and blue. What fruit is this? 

- a. Raspberry
- b. Blueberry
- c. Blackberry
- d. Grape

12. Which fruit is soft, orange, and has black seeds inside?


- a. Mango
- b. Papaya
- c. Peach
- d. Watermelon

13. What is the name of this green, oval-shaped fruit? 

- a. Guava
- b. Mango
- c. Kiwi
- d. Avocado

14. This fruit has a brown fuzzy skin and green flesh inside. What fruit is it?

- a. Kiwi
- b. Pear
- c. Avocado
- d. Rambutan

15. This fruit is usually used to make jam and is small and red what is it? 

- a. Raspberry
- b. Cherry
- c. Strawberry
- d. Blueberry

16. Which fruit is big, round, and has a rough yellow-brown skin?


- a. Lemon
- b. Melon
- c. Papaya
- d. Kiwi

17. This fruit is dark purple and has a sweet taste. What fruit is this? 

- a. Plum
- b. Mangosteen
- c. Mango
- d. Grape

18. Which fruit is green and looks like a star when sliced?

- a. Starfruit
- b. Apple
- c. Lemon
- d. Kiwi

19. This fruit is oval in the shape of green, white inside and there is a fine thorn on the skin. What fruit is this? 

- a. Soursop
- b. Guava
- c. Banana
- d. Apple

20. Which fruit is small, dark purple, and has a sour taste?






- a. Blueberry
- b. Blackberry
- c. Raspberry
- d. Cherry

Name: Ni Kadek Ayu Sari
 Class: KGS-8
 No. 5




45

FRUIT VOCABULARY PRETEST

Instructions: Choose the correct answer by marking (X) on A, B, C, or D

1. Which fruit is this? 
 a. Orange
 b. Apple
 c. Grape
 d. Manggo
2. What is the name of this yellow fruit? 
 a. Mango
 b. Banana
 c. Lemon
 d. Orange
3. Which fruit is brown outside and brown inside?
 a. Apricot
 b. Sapodilla
 c. Plum
 d. Banana
4. This fruit is small and red. What fruit is this? 
 a. Raspberry
 b. Cherry
 c. Strawberry
 d. Grape
5. This fruit has green skin and juicy red flesh. What fruit is the this?
 a. Watermelon
 b. Kiwi
 c. Avocado
 d. Apple
6. This fruit is oval and yellow when cooked. What fruit is this?
 a. Pineapple
 b. Durian
 c. Guava
 d. Manggo
7. What is the name of this small, round, purple fruit? 
 a. Cherry
 b. Grape
 c. Blueberry
 d. Banana
8. This fruit is large and has a strong smell. What fruit is it?
 a. Papaya
 b. Durian
 c. Mango
 d. Orange
9. What fruit is long, if cooked is yellow and if not cooked is green?
 a. Watermelon
 b. Papaya
 c. Lemon
 d. Banana
10. What fruit is green outside, and if cooking is light green, this fruit is?
 a. Avocado 

S=11
 B=9

- b. Banana
 c. Apple
 d. Watermelon
11. This fruit is small, round, and blue. What fruit is this? 
 a. Raspberry
 b. Blueberry
 c. Blackberry
 d. Grape
12. Which fruit is soft, orange, and has black seeds inside?
 a. Mango
 b. Pacaya
 c. Peach
 d. Watermelon
13. What is the name of this green, oval-shaped fruit? 
 a. Guava
 b. Mango
 c. Kiwi
 d. Avocado
14. This fruit has a brown fuzzy skin and green flesh inside. What fruit is it?
 a. Kiwi
 b. Pear
 c. Avocado
 d. Rambutan
15. This fruit is usually used to make jam and is small and red what is it? 
 a. Raspberry
 b. Cherry
 c. Strawberry
 d. Blueberry
16. Which fruit is big, round, and has a rough yellow-brown skin?
 a. Lemon
 b. Melon
 c. Papaya
 d. Kiwi
17. This fruit is dark purple and has a sweet taste. What fruit is this? 
 a. Plum
 b. Mangosteen
 c. Mango
 d. Grape
18. Which fruit is green and looks like a star when sliced?
 a. Starfruit
 b. Apple
 c. Lemon
 d. Kiwi
19. This fruit is oval in the shape of green, white inside and there is a fine thorn on the skin. What fruit is this? 
 a. Soursop
 b. Guava
 c. Banana
 d. Apple
20. Which fruit is small, dark purple, and has a sour taste?
 a. Blueberry
 b. Blackberry
 c. Raspberry
 d. Cherry








Name: Ni *Kadick Ayu Sari*
 Class: *Kelas 3*
 No. *5*






45

FRUIT VOCABULARY PRETEST

Instructions: Choose the correct answer by marking (X) on A, B, C, or D

1. Which fruit is this?
 a. Orange 
 b. Apple
 c. Grape
 d. Manggo
2. What is the name of this yellow fruit?
 a. Mango 
 b. Banana
 c. Lemon
 d. Orange
3. Which fruit is brown outside and brown inside?
 a. Apricot
 b. Sagedia
 c. Plum
 d. Banana
4. This fruit is small and red. What fruit is this?
 a. Raspberry
 b. Cherry 
 c. Strawberry
 d. Grape
5. This fruit has green skin and juicy red flesh. What fruit is this?
 a. Watermelon
 b. Kiwi
 c. Avocado
 d. Apple
6. This fruit is oval and yellow when cooked. What fruit is this?
 a. Pineapple
 b. Durian
 c. Guava
 d. Manggo
7. What is the name of this small, round, purple fruit?
 a. Cherry
 b. Grape 
 c. Blueberry
 d. Banana
8. This fruit is large and has a strong smell. What fruit is it?
 a. Papaya
 b. Durian
 c. Mango
 d. Orange
9. What fruit is long, if cooked is yellow and if not cooked is green?
 a. Watermelon
 b. Papaya
 c. Lemon
 d. Banana
10. What fruit is green outside, and if cooking is light green, this fruit is?
 a. Avocado 

S = 11
 B = 9

11. This fruit is small, round, and blue. What fruit is this?
 a. Banana
 b. Apple
 c. Watermelon 
 d. Watermelon
12. Which fruit is soft, orange, and has black seeds inside?
 a. Mango
 b. Papaya
 c. Peach
 d. Watermelon
13. What is the name of this green, oval-shaped fruit?
 a. Guava
 b. Mango 
 c. Kiwi
 d. Avocado
14. This fruit has a brown fuzzy skin and green flesh inside. What fruit is it?
 a. Kiwi
 b. Pear
 c. Avocado
 d. Rambutan
15. This fruit is usually used to make jam and is small and red what is it?
 a. Raspberry
 b. Cherry
 c. Strawberry 
 d. Blueberry
16. Which fruit is big, round, and has a rough yellow-brown skin?
 a. Lemon
 b. Melon
 c. Papaya
 d. Kiwi
17. This fruit is dark purple and has a sweet taste. What fruit is this?
 a. Plum
 b. Mangosteen
 c. Mango
 d. Grape 
18. Which fruit is green and looks like a star when sliced?
 a. Starfruit
 b. Apple
 c. Lemon
 d. Kiwi
19. This fruit is oval in the shape of green, white inside and there is a fine thorn on the skin. What fruit is this?
 a. Soursop
 b. Guava
 c. Banania 
 d. Apple
20. Which fruit is small, dark purple, and has a sour taste?
 a. Blueberry
 b. Blackberry
 c. Raspberry
 d.erry



Appendix 5. Documentation Of Pretest Implementation



Appendix 6. Teaching Module

English Teaching Module Phase B Cycle 1

The Use Of E-Flash Card Assisted By Heyzine With Problem Based

Learning Method To Improve English Vocabulary Of 3rd Grade Students

At Sd N 5 Besakih



No	Componen	Description
1.	Name of the Preparer	Ni Luh Eka Andriani
	Name of Institution	SD N 5 Besakih
	Year of developing teaching module	2025
	School level	Elementary school
	Class	3 phase B
	Time allocation	2 x 35 minutes
2.	Learning Outcomes	
	Phase learning outcomes (CPs)	By the end of Phase B, learners understand and respond to simple oral and visual texts in English. In developing their listening and speaking skills, learners follow/respond to simple instructions or questions in English and share information with simple vocabulary. Learners respond to various texts/images orally and simple writing with visual aids and non-verbal communication. In Phase B, learners

		learners can interact using simple English.
Elements/Domains	Element Listening - Speaking	
CP		By the end of Phase B, learners use English to interact in an increasingly wide range of social and classroom situations that are increasingly broad, yet predictable (routine) using sentences with patterns appropriate to the context in which they are spoken. They change/replace



some sentence elements to be able to participate in classroom routines and learning activities, such as expressing feelings, expressing needs, and asking for help. They understand the main idea of orally conveyed information with visual aids, and use simple vocabulary.

use simple vocabulary. They follow a simple set of instructions related to classroom procedures and learning activities with visual aids.

Elements of Reading-Viewing

By the end of phase B, learners understand words that are frequently used in everyday life with the the help of pictures/illustrations. They read and respond to short


in written or digital form, including visual, multimodal or interactive texts.
interactive texts.

Writing-Presenting Element

At the end of phase B, learners communicate their ideas and experiences through drawings and written copy.

written copy. With the teacher's help, they produce

		<p>simple description and procedure texts using simple words/phrases and pictures.</p> <p>using simple words/phrases and pictures. They write simple vocabulary related to the classroom and home environment in English using spelling</p> <p>spelling invented by the child</p>
--	--	---

	Learning objectives	<p>Learners can name the names of fruits in English correctly.</p> <p>Learners can identify and connect pictures of fruits with vocabulary about fruits correctly.</p> <p>Learners can work in groups to solve given problems.</p>
	Knowledge and/or Skills or Prerequisite Competencies	<p>Learners already have basic skills such as reading and writing</p> <p>Learners have recognized some names of fruits in Indonesian</p>
	3. Pancasila learner profile	
	Related Pancasila Learner Profile	<p>Have faith, devotion to God Almighty, and noble character.</p> <p>Independent Mutual cooperation Critical reasoning Creative</p>
	4. Infrastructure Facilities	
	Facilities	<p>LCD projector Laptop</p> <p>Internet network</p>
	5. Teaching Materials, Tools, and	

Materials	
Teaching materials	English vocabulary about fruits

Tools and Materials	Tools and Materials LCD projector, laptop, whiteboard, markers and teaching materials
6. Trigger question	<p>Do you like to eat fruit? What fruit do you like the most?</p> <p>What fruits do you often see at home or at the market?</p> <p>Guess which fruit is orange in color and tastes sweet?</p>
7. Sequence of learning activities	

Pre-activity (5 minutes)

1. The teacher says greetings and greets the students. Students and teacher pray before starting the lesson.
2. Teacher takes attendance Teacher gives ice breaking
3. The teacher gives stimulus to the students regarding the previous learning with open-ended questions to recall the lessons learned such as:
 - Do you like to eat fruit? What fruit do you like the most?
 - What fruits do you often see at home or in the market?
 - Guess which fruit is orange in color and tastes sweet?

4. Students answer each question asked by the teacher in turn.

Main activity (60 minutes)

Stage: 1 problem orientation (10 minutes)

1. The teacher presents a problem to the learners, for example: “A child wants to

make a shopping list of fruits in English to help his mother shop at an international supermarket. How can I help the child to make the list correctly?”

2. The teacher asks the learners to give preliminary answers related to the problem given.

Stage: 2 Organizing Learners to Learn (20 minutes)

1. Students are allowed to study independently without group division
2. The teacher informs the students that they will learn English vocabulary about fruits. The teacher displays the vocabulary of fruits in English using E-Flah Card media and explains the meaning and pronunciation and students are asked to work on the lkp that has been available in E- Flah
3. Students are allowed to study independently without group division
4. The teacher informs the students that they will learn English vocabulary about fruits.
5. The teacher displays the vocabulary of fruits in English using E-Flah Card media and

		<p>explains the meaning and pronunciation and students are asked to work on the lkpd that has been available in E- Flah Card</p> <p>https://bit.ly/I_Like_Fruits</p> <p>6. Learners individually try to remember and memorize the vocabulary of fruits that have been given by the teacher.</p> <p>Stage: 3 Investigations Conducted Individually And In Groups (10 Minutes)</p> <ol style="list-style-type: none"> 1. The teacher guides the learners in determining the steps to solve the problem given by the teacher. 2. Learners can search for various relevant sources to be able to solve the problems that have been given by the teacher <p>Stage: 4 Creating and Presenting the Work or Product (10 minutes)</p> <ol style="list-style-type: none"> 1. Each individual makes a shopping list of fruits in English according to his/her preference. 2. Each student presents their work in front of the class. <p>Stage: 5 Analysis and Evaluation of the Problem Solving Process (10 minutes)</p>
--	--	---

1. The teacher and the students discuss the problem solving made by each individual.
2. The teacher gives feedback on the work done by each student.
3. Students reflect on the learning by answering questions such as: “What did you learn today?”, ‘How did this method help you understand the new vocabulary?’, and ”Were there any difficulties in understanding the material?”

Post activity (5 minutes)

1. The teacher asks the students about their difficulties with the material discussed
Learners are guided by the teacher to draw conclusions related to the learning material
2. Learners are informed of the material that will be studied at the next meeting
3. Learners and teachers end the learning by praying

8.	Teacher reflection	<p>1. Can this method achieve the learning objectives?</p> <p>2. Are students enthusiastic in following this learning?</p> <p>3. Are there any difficulties in applying this method? And what steps should be taken</p>
-----------	---------------------------	---

Assessment aspect	Score			
	Very good (4)	Fair (3)	Less (2)	Very poor (1)
Knowledge	Students can understand the vocabulary and its meaning well	Students understand most of the vocabulary and its meaning	Students understand some vocabulary and its meaning	Students do not understand some vocabulary and its meaning
Skill	Students are able to write and pronounce the vocabulary	Students are able to write and pronounce vocabulary fairly well	Students have difficulty in writing and pronouncing the vocabular	Students cannot write or pronounce vocabulary correctly and fluently

	correctly and fluently			
Attitude	Students show high enthusiasm and active participation in the learning process	Students show a fairly good attitude in learning and show high enthusiasm.	Student lacks in participating in the learning process and lacks enthusiasm	Students do not participate in the learning process and do not have high enthusiasm.

GLOSSARY

Vocabulary: A collection of words known and used by a person or entity.

REFERENCES

(EYLC, 2022).

Appendix 7. E-Flash Card

Indri Setyaningsih

E-flashcard

I LIKE FRUITS

For Elementary School

33 Cards

Bilingual

FRUITS

🇬🇧 Apple

🇮🇩 Apel

FRUITS

🇬🇧 Banana

🇮🇩 Pisang

FRUITS

🇬🇧 Avocado

🇮🇩 Alpukat

FRUITS



  Coconut

 Kelapa

FRUITS



  Dragon fruit

 Buah naga


FRUITS






  Durian

 Durian

FRUITS




  Grapes

 Anggur


Appendix 8. Student Worksheet

What do you like?

Look at the picture and complete the words!



He likes _____












She likes _____

Name : _____
No : _____

What fruit is this?

Look at the picture below and fill in the blanks!

		
L_M_N	A__LE	_U_I_N
		
_AN_NA	_V_C_D_	ORA_G_
		
GR_P_S	K_W_	P__R

Name: _____ No: _____

Likes and dislikes

Look at the children, circle the correct term and write the name of the food items in the boxes.

	
He likes/doesn't like _____	He likes/doesn't like _____
	
She likes/doesn't like _____	He likes/doesn't like _____
	
He likes/doesn't like _____	He likes/doesn't like _____

Appendix 9. Posttest Cycle 1

Fruit Vocabulary Posttest

Name:

Class

No:

Instruction: Look at the picture or read the description carefully and choose the correct answer by marking (X) on A, B, C, or D

1.  I am red or green. I am round.

People often eat me as a healthy snack.

a. Banana

b. Apple

c. Strawberry

d. Watermelon

2.  I am yellow and long.


Monkeys love to eat me.

a. Orange


b. Banana

c. pineapple


d. Strawberry

3.  I am big and heavy. I have green skin and red flesh with black seeds.

- a. Manggo
- b. Apple
- c. Pineapple
- d. Watermelon


4.  I am small and red with tiny seeds on my skin. People use me in cakes and jam.

- a. Strawberry
- b. Orange
- c. Cherry
- d. Grape

5.  I have a rough skin and a sweet yellow inside.

- a. Orange
- b. Banana

- c. pineapple
- d. lemon

6.  I am round and orange. I am full of vitamin C and good for your health.

- a. Orange
- b. pineapple
- c. Banana
- d. Melon

7. I grow in bunches. I can be purple, green, or red.

- a. Grape
- b. Cherry
- c. Blueberry
- d. Strawberry

8. I am soft and green on the outside, but orange inside.

- a. Papaya
- b. Manggo
- c. Avocado
- d. Guava

9. This fruit is yellow-orange in color. It has a sweet taste and grows in hot places.


- a. Manggo
- b. Banana
- c. Papaya
- d. Lemon

10. Which fruit has many small black seeds inside and is very juicy.

- a. Watermelon
- b. Apple
- c. Guava
- d. Melon

11. I am sour and yellow. People like to squeeze me into juice.

- a. Lemon
- b. Manggo
- c. Guava
- d. Banana

12.  I am small and blue. I am often used in muffins and pancakes.


- a. Balckberry
- b. Blueberry
- c. Grape
- d. Cherry

13. I am small, red, and often seen in desserts. I am not a strawberry.

- a. Coconut
- b. Melon

c. Watermelon

d. Lemon


14.  I am white inside, and my outside is hard and brown. People drink my water.

a. Lemon

b. Kiwi

c. Starfruit

d. Mango


15.  I am green outside and creamy inside. People often eat me in salads.

a. Avocado

b. Papaya

c. Banana

d. Apple

16.  Which fruit is red outside and full of tiny seeds inside? It is

often used in juice and has many health benefits.

a. Melon

b. Watermelon

c. Guava

d. Apple


17. Which fruit is white inside and has red skin covered with soft spines?

a. Blueberry

b. Blackberry

c. Raspberry

d. Strawberry

18.  I am pink outside and white inside with black seeds. I am a tropical fruit.


a. Kiwi

b. Guava

- c. Melon
- d. Avocado

19. I am orange, and my flesh is soft and sweet. People often eat me for breakfast.

- a. Mangga
- b. Banana
- c. Papaya
- d. Guava

20.  I am juicy, sweet, and usually eaten in slices. My inside is full of water and very refreshing.

- a. Blackberry
- b. Blueberry
- c. Grape
- d. Cherry



Key Answer:

1. A 6. A 11. A 16. A

2. B 7. A 12. B 17. C

3. D 8. B 13. C 18. A

4. A 9. C 14. C 19. C

5. C 10. A 15. A 20. C

**Assessment
Score**

: 100

Score

: $\frac{\text{Correct Number}}{\dots} \times 100$

Appendix 10. Posttes 1 Results

No.	Student name	score	Information
1.	I Gede Merta Dana	80	Completed
2.	I Kadek Arya Saputra	60	Completed
3.	I Komang Wira Dana	50	Not complete
4.	I Wayan Antara Wiguna	65	Completed
5.	Ni Kadek Ayu Sari	60	Completed
6.	Ni Kadek Manik Septiyasih	55	Not complete
7.	Ni Kadek Warnasih	60	Completed
8.	Ni Komang Devi Warniasih	60	Completed
9.	I Komang Indah Pratiwi	60	Completed
10.	Ni Komang Juliantari	60	Completed
11.	Ni Komang Mariani	50	Not complete
12.	Ni Komang Riska	75	Completed
13.	Putu Indra Saputra	75	Completed
Total Student Score		810	
Mean		62,30	
Classical Completion		76,92 %	

Appendix 11. Posttest Cycle 1 Student Results

55

S=9
B=11


Fruit vocabulary posttest

Name: Ni kakak monik septiyasih

Class 3

No: 6


Instruction: Look at the picture or read the description carefully and choose the correct answer by marking (X) on A, B, C, or D.

1.  I am red or green. I am round. People often eat me as a healthy snack.


- a. Banana
- b. Apple
- c. Strawberry
- d. Watermelon

2.  I am yellow and long. Monkeys love to eat me.


- a. Orange
- b. Banana
- c. pineapple
- d. Strawberry

3.  I am big and heavy. I have green skin and red flesh with black seeds.


- a. Mango
- b. Apple
- c. Pineapple
- d. Watermelon

4.  I am small and red with tiny seeds on my skin. People use me in cakes and jam.


- a. Strawberry
- b. Orange
- c. Cherry
- d. Grape

5.  I have a rough skin and a sweet yellow inside.


- a. Orange
- b. Banana
- c. pineapple
- d. lemon

6.  I am round and orange. I am full of vitamin C and good for your health.


- a. Orange
- b. pineapple
- c. Banana
- d. Melon

7.  I grow in bunches. I can be purple, green, or red.


- a. Grape
- b. Cherry
- c. Blueberry
- d. Strawberry

8.  I am soft and green on the outside, but orange inside.


- a. Papaya
- b. Mango
- c. Avocado
- d. Guava

9.  This fruit is yellow-orange in color. It has a sweet taste and grows in hot places.


- a. Mango
- b. Banana
- c. Papaya
- d. Lemon

10.  Which fruit has many small black seeds inside and is very juicy.


- a. Watermelon
- b. Apple
- c. Guava
- d. Melon

11.  I am sour and yellow. People like to squeeze me into juice.


- a. Lemon
- b. Manggo
- c. Guava
- d. Banana

12.  I am small and blue. I am often used in muffins and pancakes.


- a. Blackberry
- b. Blueberry
- c. Grape
- d. Cherry

13.  I am small, red, and often seen in desserts. I am not a strawberry.


- a. Coconut
- b. Melon
- c. Watermelon
- d. Lemon

14.  I am white inside, and my outside is hard and brown. People drink my water.


- a. Lemon
- b. Kiwi
- c. Star-fruit
- d. Mango

15.  I am green outside and creamy inside. People often eat me in salads.


- a. Avocado
- b. Papaya
- c. Banana
- d. Apple

16.  Which fruit is red outside and full of tiny seeds inside? It is often used in juice and has many health benefits.


- a. Melon
- b. Watermelon
- c. Guava
- d. Apple

17.  Which fruit is white inside and has red skin covered with soft spines?


- a. Blueberry
- b. Blackberry
- c. Raspberry
- d. Strawberry

18.  I am pink outside and white inside with black seeds. I am a tropical fruit.

- a. Kiwi
- b. Guava
- c. Melon
- d. Avocado

19.  I am orange, and my flesh is soft and sweet. People often eat me for breakfast.

- a. Mangga
- b. Banana
- c. Papaya
- d. Guava

20.  I am juicy, sweet, and usually eaten in slices. My inside is full of water and very refreshing.

- a. Blackberry
- b. Blueberry
- c. Grape
- d. Cherry



65

S=7
B=13


Fruit vocabulary posttest

Name: Iwayan Antara wijaya


Class 3

No: 4


Instruction: Look at the picture or read the description carefully and choose the correct answer by marking (X) on A, B, C, or D.

1.  I am red or green. I am round. People often eat me as a healthy snack.


- a. Banana
- Apple
- c. Strawberry
- d. Watermelon

2.  I am yellow and long. Monkeys love to eat me.


- a. Orange
- Banana
- c. pineapple
- d. Strawberry

3.  I am big and heavy. I have green skin and red flesh with black seeds.


- a. Mango
- b. Apple
- c. Pineapple
- Watermelon

4.  I am small and red with tiny seeds on my skin. People use me in cakes and jam.


- Strawberry
- b. Orange
- c. Cherry
- d. Grape

5.  I have a rough skin and a sweet yellow inside.


- a. Orange
- b. Banana
- pineapple
- d. lemon

6.  I am round and orange. I am full of vitamin C and good for your health.


- Orange
- b. pineapple
- c. Banana
- d. Melon

7.  I grow in bunches. I can be purple, green, or red.


- a. Grape
- b. Cherry
- Blueberry
- d. Strawberry

8.  I am soft and green on the outside, but orange inside.


- a. Papaya
- b. Manggo
- Avocado
- d. Guava

9.  This fruit is yellow-orange in color. It has a sweet taste and grows in hot places.


- Manggo
- b. Banana
- c. Papaya
- d. Lemon

10.  Which fruit has many small black seeds inside and is very juicy.


- a. Watermelon
- b. Apple
- c. Guava
- Melon

11.  I am sour and yellow. People like to squeeze me into juice.


- Lemon
- b. Manggo
- c. Guava
- d. Banana

12.  I am small and blue. I am often used in muffins and pancakes.


- a. Balckberry
- Blueberry
- c. Grape
- d. Cherry

13.  I am small, red, and often seen in desserts. I am not a strawberry.


- a. Coconut
- Melon
- c. Watermelon
- d. Lemon

14.  I am white inside, and my outside is hard and brown. People drink my water.


- a. Lemon
- b. Kiwi
- Starfruit
- d. Mango

15.  I am green outside and creamy inside. People often eat me in salads.


- Avocado
- b. Papaya
- c. Banana
- d. Apple

16.  Which fruit is red outside and full of tiny seeds inside? It is often used in juice and has many health benefits.


- Melon
- b. Watermelon
- c. Guava
- d. Apple

17.  Which fruit is white inside and has red skin covered with soft spines?


- a. Blueberry
- b. Blackberry
- Raspberry
- d. Strawberry

18.  I am pink outside and white inside with black seeds. I am a tropical fruit.

- Kiwi
- b. Guava
- c. Melon
- d. Avocado

19.  I am orange, and my flesh is soft and sweet. People often eat me for breakfast.

- Mangga
- b. Banana
- c. Papaya
- d. Guava

20.  I am juicy, sweet, and usually eaten in slices. My inside is full of water and very refreshing.

- a. Blackberry
- Blueberry
- c. Grape
- d. Cherry



Fruit vocabulary posttest


Name: *Nikmatul Rizki Watiqisib*

S = 8
B = 12


Class III SD

No: 8


Instruction: Look at the picture or read the description carefully and choose the correct answer by marking (X) on A, B, C, or D.

1.  I am red or green. I am round. People often eat me as a healthy snack.


- a. Banana
- b. Apple
- c. Strawberry
- d. Watermelon

2.  I am yellow and long. Monkeys love to eat me.


- a. Orange
- b. Banana
- c. pineapple
- d. Strawberry

3.  I am big and heavy. I have green skin and red flesh with black seeds.


- a. Mango
- b. Apple
- c. Pineapple
- d. Watermelon

4.  I am small and red with tiny seeds on my skin. People use me in cakes and jam.

- a. Strawberry
- b. Orange
- c. Cherry
- d. Grape

5.  I have a rough skin and a sweet yellow inside.

- a. Orange
- b. Banana
- c. pineapple
- d. lemon

6.  I am round and orange. I am full of vitamin C and good for your health.

- a. Orange
- b. pineapple
- c. Banana
- d. Melon

7. I grow in bunches. I can be purple, green, or red.

- a. Grape
- b. Cherry
- c. Blueberry
- d. Strawberry

8. I am soft and green on the outside, but orange inside.

- a. Papaya
- b. Mango
- c. Avocado
- d. Guava

9. This fruit is yellow-orange in color. It has a sweet taste and grows in hot places.


- a. Mango
- b. Banana
- c. Papaya
- d. Lemon

10. Which fruit has many small black seeds inside and is very juicy.

- a. Watermelon
- b. Apple
- c. Guava
- d. Melon

11. I am sour and yellow. People like to squeeze me into juice.


- a. Lemon
- b. Mango
- c. Guava
- d. Banana

12.  I am small and blue. I am often used in muffins and pancakes.


- a. Blueberry
- b. Blueberry
- c. Grape
- d. Cherry

13. I am small, red, and often seen in desserts. I am not a strawberry.


- a. Coconut
- b. Melon
- c. Watermelon
- d. Lemon

14.  I am white inside, and my outside is hard and brown. People drink my water.

- a. Lemon
- b. Kiwi
- c. Starfruit
- d. Mango

15.  I am green outside and creamy inside. People often eat me in salads.


- a. Avocado
- b. Papaya
- c. Banana
- d. Apple

16.  Which fruit is red outside and full of tiny seeds inside? It is often used in juice and has many health benefits.

- a. Melon
- b. Watermelon
- c. Guava
- d. Apple

17. Which fruit is white inside and has red skin covered with soft spines?


- a. Blueberry
- b. Blackberry
- c. Raspberry
- d. Strawberry

18.  I am pink outside and white inside with black seeds. I am a tropical fruit.

- a. Kiwi
- b. Guava
- c. Melon
- d. Avocado

19. I am orange, and my flesh is soft and sweet. People often eat me for breakfast.

- a. Mango
- b. Banana
- c. Papaya
- d. Guava

20.  I am juicy, sweet, and usually eaten in slices. My inside is full of water and very refreshing.

- a. Blackberry
- b. Blueberry
- c. Grape
- d. Cherry



Appendix 12. Module Cycle II

English Teaching Module Phase B Cycle II

**Use Of Problem Base Learning Method With E-Flash Card Assisted By
Heyzine To Improve English Vocabulary Of Grade 3 Students In SD N 5**

Besakih



No	Componen	Description
1.	Name of the Preparer	Ni Luh Eka Andriani
	Name of Institution	SD N 5 Besakih
	Year of developing teaching module	2025
	School level	Elementary school
	Class	3 phase B
	Time allocation	2 x 35 minutes
	2. Learning Outcomes	
Phase learning outcomes (CPs)	<p>By the end of Phase B, learners understand and respond to simple oral and visual texts in English. In developing their listening and speaking skills, learners follow/respond to simple instructions or questions in English and share information with simple vocabulary.</p> <p>information with simple vocabulary. Learners respond to various texts/images orally and simple writing with visual aids and non-verbal communication. In Phase B, learners learners can interact using simple English.</p>	

Elements/Domains CP	<p>Element Listening - Speaking</p> <p>By the end of Phase B, learners use English to interact in an increasingly wide range of social and classroom situations that are increasingly broad, yet predictable (routine) using sentences with patterns appropriate to the context in which they are spoken. They change/replace</p>
---------------------	--



some sentence elements to be able to participate in classroom routines and learning activities, such as expressing feelings, expressing needs, and asking for help. They understand the main idea of orally conveyed information with visual aids, and use simple vocabulary.

use simple vocabulary. They follow a simple set of instructions related to classroom procedures and learning activities with visual aids.

Elements of Reading-Viewing

By the end of phase B, learners understand words that are frequently used in everyday life with the the help of pictures/illustrations. They read and respond to short in written or digital form, including visual, multimodal or interactive texts.
interactive texts.

Writing-Presenting Element

At the end of phase B, learners communicate their


ideas and experiences through drawings and written copy.

written copy. With the teacher's help, they produce simple description and procedure texts using simple words/phrases and pictures.

using simple words/phrases and pictures. They write simple vocabulary

related to the classroom and home environment in

English using spelling

		spelling invented by the child.
	Learning objectives	Learners can name the names of fruits in English correctly. Learners can identify and connect pictures of fruits with vocabulary about fruits correctly. Learners can work in groups to solve given problems.
	Knowledge and/or Skills or Prerequisite Competencies	Learners already have basic skills such as reading and writing Learners have recognized some names of fruits in Indonesian
	3. Pancasila learner profile	
	Related Pancasila Learner Profile	Have faith, devotion to God Almighty, and noble character. Independent Mutual cooperation Critical reasoning Creative
	4. Infrastructure Facilities	
	Facilities	LCD projector Laptop Internet network

5.	Teaching Materials, Tools, and Materials	
	Teaching materials	English vocabulary about fruits
	Tools and Materials	Tools and Materials LCD projector, laptop, whiteboard, markers and teaching materials



6.	Trigger question	<p>Do you like to eat fruit? What fruit do you like the most?</p> <p>What fruits do you often see at home or at the market?</p> <p>Guess which fruit is orange in color and tastes sweet?</p>
7.	Sequence of learning activities	
		<p>Pre-activity (5 minutes)</p> <ol style="list-style-type: none"> 1. The teacher says greetings and greets the students. 2. Students and teacher pray before starting the lesson. 3. Teacher takes attendance Teacher gives ice breaking 4. The teacher gives stimulus to the students regarding the previous learning with open-ended questions to recall the lessons learned such as: <ul style="list-style-type: none"> • Name 5 fruits in English? • Name the red colored fruit in English?

- Guess which fruit is orange in color and tastes sweet?
5. Students answer each question asked by the teacher in turn.
 6. The teacher challenges the students to name fruits in English through the video link to check the students' memory of fruit vocabulary.

Video link:

<https://youtu.be/L8r4OsEHrcM?si=iUK2FSdSYfTv7xV>

Main activity (60 minutes)

Stage: 1 problem orientation (10 minutes)

1. The teacher presents a problem to the learners, for example: “Mr. John's fruit shop has lost its English labels. Can you help him make new labels so that foreign tourists can read the fruit names?”
2. The teacher asks the learners to give preliminary answers related to the problem given.

Stage: 2 Organizing Learners to Learn (20 minutes)

1. Students are allowed to study independently without group division
2. The teacher informs the students that they will learn English vocabulary about fruits.
3. The teacher displays the vocabulary of fruits in English using E-Flah Card media and explains the meaning and pronunciation and students are asked to work on the lkpd that has been available in E- Flah Card
https://bit.ly/I_Like_Fruits
4. The teacher provides students with additional videos so that students can better remember vocabulary about fruits.

Video link:

<https://youtu.be/KRqg3RJFWPo?feature=shared>

<https://youtu.be/qDZU4tRLOuU?feature=shared>

5. Learners individually try to remember and memorize the vocabulary of fruits that have been given by the teacher.

Stage: 3 investigations conducted individually and in groups (10 minutes)


1. The teacher guides the learners in

		<p>determining the steps to solve the problem given by the teacher.</p> <p>2. Learners can search for various relevant sources to be able to solve the problems that have been given by the teacher</p> <p>Stage: 4 Creating and Presenting the Work or Product (10 minutes)</p> <p>3. Each individual makes a new label fruits in English according to his/her preference.</p> <p>4. Each student presents their work in front of the class.</p> <p>Stage: 5 Analysis and Evaluation of the Problem Solving Process (10 minutes)</p> <p>1. The teacher and the students discuss the problem solving made by each individual.</p> <p>2. The teacher gives feedback on the work done by each student.</p> <p>3. Students reflect on the learning by answering questions such as: “What did you learn today?”, ‘How did this method help you understand the new vocabulary?’, and ”Were there any difficulties in understanding the material?”</p>
--	--	--

Post activity (5 minutes)

3. The teacher asks the students about their difficulties with the material discussed

Learners are guided by the teacher to draw conclusions related to the learning material
4. Learners are informed of the material that will be studied at the next meeting
5. Learners and teachers end the learning by praying



8.	Teacher reflection	<p>4. Can this method achieve the learning objectives?</p> <p>5. Are students enthusiastic in following this learning?</p> <p>6. Are there any difficulties in applying this method? And what steps should be taken</p>
----	---------------------------	---

GLOSSARY

Vocabulary: A collection of words known and used by a person or entity.

REFERENCES


(EYLC, 2022).



Appendix 13. Students Worksheet


How many fruits?

Count the number of fruits in the picture below!




I want a/an....

Draw a line and help the children get the fruit!



Let's count fruit!

Count and write your answers in the chart below!



	<input type="text"/>		<input type="text"/>		<input type="text"/>		<input type="text"/>
	<input type="text"/>		<input type="text"/>		<input type="text"/>		<input type="text"/>

Appendix 14. Posttest Cycle II and Key answer






Fruit vocabulary posttest


Name:

Class


No:

Instruction: Look at the picture or read the description carefully and choose the correct answer by marking (X) on A, B, C, or D.


1.  I am pink with scaly skin. Inside, I'm white with black seeds.
- a. Dragon fruit
b. Mango
c. Melon
d. Kiwi
2.  I am small, brown and hairy. Inside, I'm green with black seeds.
- a. Kiwi
b. Avocado
c. Apple
d. Banana
3.  My skin is red, inside is white and sweet. I am small and round.
- a. Lychee
b. Cherry
c. Grape
d. Apple
4.  I am round and big. My skin is hard and brown. Inside, there is water and white flesh.
- a. Coconut
b. Papaya
c. Apple
d. Melon
5.  I have small spines. My flesh is white and tastes sweet and sour.
- a. Soursop
b. Pineapple
c. Guava
d. Durian

6.  I have thick purple skin. My flesh is white and sweet.

- a. Mangosteen
- b. Guava
- c. Orange
- d. Papaya

7.  My skin is hard and scaly like a snake. My flesh is yellowish-white and tastes sweet.

- a. Snake fruit
- b. Apple
- c. Langsat
- d. Cherry

8.  I am round have a yellow or green skin and have a seed inside


- a. Starfruit
- b. Orange
- c. Apple
- d. Melon

9. I am small and hairy. I can be red or yellow. I taste sweet and often eaten fresh.

- a. Rambutan
- b. Grape
- c. Apple
- d. Pineapple

10. My skin is red or green, sweet and cruncy


- a. Mangosteen
- b. Orange
- c. Apple
- d. Melon

11.  I am sweet and brown on the outside, light brown on the inside. My texture is soft.

- a. Sapodilla
- b. Banana
- c. Apple
- d. Langsat

12. I am long and yellow. Easy to peel.

- a. Banana
- b. Papaya
- c. Apple
- d. Strawberry

13.  I have spines outside and sweet yellow flesh inside.

- a. Pineapple


- b. Melon
- c. Watermelon
- d. Orange

14. I am round, orange, and full of juice.


- a. Orange
- b. Apple
- c. Mango
- d. Melon

15. I am small, red, and my seeds are on the outside.

- a. Strawberry
- b. Cherry
- c. Apple
- d. Grape


16.  My skin is green or yellow outside and yellow or orange inside. Its fresh and sweet.

- a. Mangosteen
- b. Mango
- c. Papaya
- d. Melon


17.  Dewi drinks juice made from a round, green fruit and have a seed. It

tastes sweet and fresh.


- a. Orange
- b. Pineapple
- c. Guava
- d. Melon

18.  Beni eats small purple fruits that grow in bunches. They are sweet and round.

- c. Grape
- a. Cherry
- b. Langsat
- d. Strawberry

19.  Wayan likes a fruit that looks like a star when sliced. It tastes sweet and sour.

- a. Starfruit
- b. Orange
- c. Apple
- d. Guava

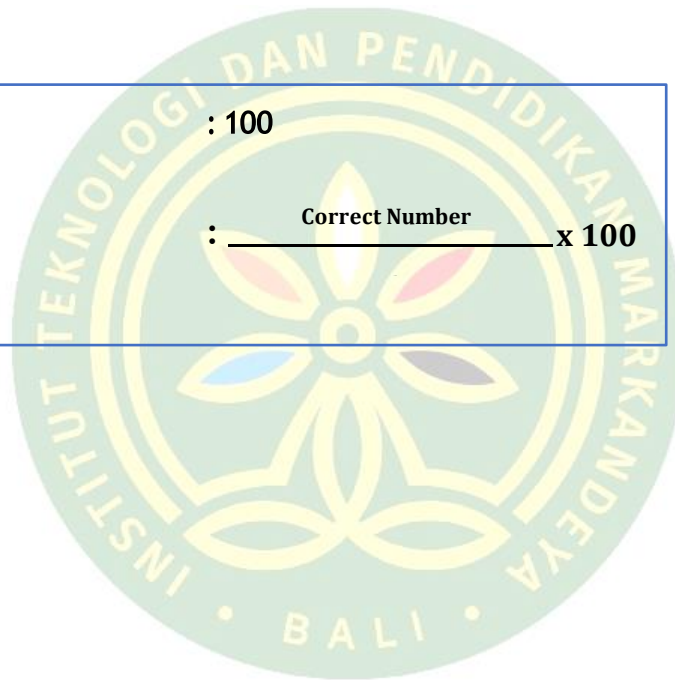
20.  Putri eats a red, small fruit. It is often used on top of cakes.

- c. Cherry
- a. Langsat
- b. Grape
- d. Apple

Key Answer :

- | | | | |
|------|-------|-------|-------|
| 1. A | 6. A | 11.A | 16. B |
| 2. A | 7. A | 12. A | 17. C |
| 3. A | 8. D | 13. A | 18. A |
| 4. A | 9. A | 14. A | 19. A |
| 5. A | 10. C | 15. A | 20. A |

Assessment Score	: 100
Score	: $\frac{\text{Correct Number}}{\text{Total Number}} \times 100$



Appendix 15. Posttes II Results

No.	Student name	score	Information
1.	I Gede Merta Dana	90	Completed
2.	I Kadek Arya Saputra	70	Completed
3.	I Komang Wira Dana	55	Not complete
4.	I Wayan Antara Wiguna	75	Completed
5.	Ni Kadek Ayu Sari	70	Completed
6.	Ni Kadek Manik Septiyasih	65	Completed
7.	Ni Kadek Warnasih	70	Completed
8.	Ni Komang Devi Warniasih	65	Completed
9.	I Komang Indah Pratiwi	70	Completed
10.	Ni Komang Juliantari	70	Completed
11.	Ni Komang Mariani	60	Completed
12.	Ni Komang Riska	85	Completed
13.	Putu Indra Saputra	85	Completed
Total Student Score		930	
Mean		71,53	
Classical Completion		92,30 %	

Appendix 16. Posttest Cycle II

Student Results

Fruit vocabulary posttest

Name: Ni Komarudin Risa






Class 3




No: 12





Instruction: Look at the picture or read the description carefully and choose the correct answer by marking (X) on A, B, C, or D.




S = 3
B = 17

85

1.  I am pink with scaly skin. Inside, I'm white with black seeds.
 Dragon fruit
 Mango
 Melon
 Kiwi
2.  I am small, brown and hairy. Inside, I'm green with black seeds.
 Kiwi
 Avocado
 Apple
 Banana
3.  My skin is red, inside is white and sweet. I am small and round.
 Lychee
 Cherry
 Grape
 Apple
4.  I am round and big. My skin is hard and brown. Inside, there is water and white flesh.
 Coconut
 Papaya
 Apple
 Melon
5.  I have small spines. My flesh is white and tastes sweet and sour.
 Soursop
 Pineapple
 Guava
 Durian

6.  I have thick purple skin. My flesh is white and sweet.
 Mangosteen
 Guava
 Orange
 Papaya
7.  My skin is hard and scaly like a snake. My flesh is yellowish-white and tastes sweet.
 Snake fruit
 Apple
 Langsat
 Cherry
8.  I am round have a yellow or green skin and have a seed inside
 Starfruit
 Orange
 Apple
 Melon
9. I am small and hairy. I can be red or yellow. I taste sweet and often eaten fresh.
 Rambutan
 Grape
 Apple
 Pineapple
10. My skin is red or green, sweet and crunchy
 Mangosteen (replacing watermelon)
 Orange
 Apple
 Melon

11.  I am sweet and brown on the outside, light brown on the inside. My texture is soft.
 Sapodilla
 Banana
 Apple
 Langsat
12. I am long and yellow. Easy to peel.
 Banana
 Papaya
 Apple
 Strawberry
13.  I have spines outside and sweet yellow flesh inside.
 Pineapple
 Melon
 Watermelon
 Orange
14. I am round, orange, and full of juice.
 Orange
 Apple
 Mango
 Melon
15. I am small, red, and my seeds are on the outside.
 Strawberry
 Cherry
 Apple
 Grape
16.  My skin is green or yellow outside and yellow or orange inside. Its fresh and sweet.
 Mangosteen
 Mango
 Papaya
 Melon
17.  Dewi drinks juice made from a round, green fruit and have a seed. It tastes sweet and fresh.

- a. Orange
 Pineapple
 Guava
 Melon
18.  Beni eats small purple fruits that grow in bunches. They are sweet and round.
 Grape
 Cherry
 Langsat
 Strawberry
19.  Wayan likes a fruit that looks like a star when sliced. It tastes sweet and sour.
 Starfruit
 Orange
 Apple
 Guava
20.  Putri eats a red, small fruit. It is often used on top of cakes.
 Cherry
 Langsat
 Grape
 Apple

Fruit vocabulary posttest






Name: iwan Antara widuna




Class ?





No: (A)




Instruction: Look at the picture or read the description carefully and choose the correct answer by marking (X) on A, B, C, or D.

S=5
B=15
75

1.  I am pink with scaly skin. Inside, I'm white with black seeds.
 a. Dragon fruit
 b. Mango
 c. Melon
 d. Kiwi
2.  I am small, brown and hairy. Inside, I'm green with black seeds.
 a. Kiwi
 b. Avocado
 c. Apple
 d. Banana
3.  My skin is red, inside is white and sweet. I am small and round.
 a. Lychee
 b. Cherry
 c. Grape
 d. Apple
4.  I am round and big. My skin is hard and brown. Inside, there is water and white flesh.
 a. Coconut
 b. Papaya
 c. Apple
 d. Melon
5.  I have small spines. My flesh is white and tastes sweet and sour.
 a. Soursop
 b. Pineapple
 c. Guava
 d. Durian

6.  I have thick purple skin. My flesh is white and sweet.
 a. Mangosteen
 b. Guava
 c. Orange
 d. Papaya
7.  My skin is hard and scaly like a snake. My flesh is yellowish-white and tastes sweet.
 a. Snake fruit
 b. Apple
 c. Langsat
 d. Cherry
8.  I am round have a yellow or green skin and have a seed inside
 a. Starfruit
 b. Orange
 c. Apple
 d. Melon
9. I am small and hairy. I can be red or yellow. I taste sweet and often eaten fresh.
 a. Rambutan
 b. Grape
 c. Apple
 d. Pineapple
10. My skin is red or green, sweet and crunchy
 a. Mangosteen (replacing watermelon)
 b. Orange
 c. Apple
 d. Melon

11.  I am sweet and brown on the outside, light brown on the inside. My texture is soft.
 a. Sapodilla
 b. Banana
 c. Apple
 d. Langsat
12. I am long and yellow. Easy to peel.
 a. Banana
 b. Papaya
 c. Apple
 d. Strawberry
13.  I have spines outside and sweet yellow flesh inside.
 a. Pineapple
 b. Melon
 c. Watermelon
 d. Orange
14. I am round, orange, and full of juice.
 a. Orange
 b. Apple
 c. Mango
 d. Melon
15. I am small, red, and my seeds are on the outside.
 a. Strawberry
 b. Cherry
 c. Apple
 d. Grape
16.  My skin is green or yellow outside and yellow or orange inside. Its fresh and sweet.
 a. Mangosteen
 b. Mango
 c. Papaya
 d. Melon
17.  Dewi drinks juice made from a round, green fruit and have a seed. It tastes sweet and fresh.

- a. Orange
 b. Pineapple
 c. Guava
 d. Melon
18.  Beni eats small purple fruits that grow in bunches. They are sweet and round.
 a. Grape
 b. Langsat
 c. Strawberry
19.  Wayan likes a fruit that looks like a star when sliced. It tastes sweet and sour.
 a. Starfruit
 b. Orange
 c. Apple
 d. Guava
20.  Putri eats a red, small fruit. It is often used on top of cakes.
 a. Cherry
 b. Langsat
 c. Grape
 d. Apple



Fruit vocabulary posttest






Name: GRIP MPRtastana






Class: 3








No: 1




Instruction: Look at the picture or read the description carefully and choose the correct answer by marking (X) on A, B, C, or D.

S = 2
B = 18
90

1.  I am pink with scaly skin. Inside, I'm white with black seeds.
 a. Dragon fruit
 b. Mango
 c. Melon
 d. Kiwi
2.  I am small, brown and hairy. Inside, I'm green with black seeds.
 a. Kiwi
 b. Avocado
 c. Apple
 d. Banana
3.  My skin is red, inside is white and sweet. I am small and round.
 a. Lychee
 b. Cherry
 c. Grape
 d. Apple
4.  I am round and big. My skin is hard and brown. Inside, there is water and white flesh.
 a. Coconut
 b. Papaya
 c. Apple
 d. Melon
5.  I have small spines. My flesh is white and tastes sweet and sour.
 a. Soursop
 b. Pineapple
 c. Guava
 d. Durian

6.  I have thick purple skin. My flesh is white and sweet.
 a. Mangosteen
 b. Guava
 c. Orange
 d. Papaya
7.  My skin is hard and scaly like a snake. My flesh is yellowish-white and tastes sweet.
 a. Snake fruit
 b. Apple
 c. Langsat
 d. Cherry
8.  I am round have a yellow or green skin and have a seed inside
 a. Starfruit
 b. Orange
 c. Apple
 d. Melon
9.  I am small and hairy. I can be red or yellow. I taste sweet and often eaten fresh.
 a. Rambutan
 b. Grape
 c. Apple
 d. Pineapple
10.  My skin is red or green, sweet and cruncy
 a. Mangosteen (replacing watermelon)
 b. Orange
 c. Apple
 d. Melon

11.  I am sweet and brown on the outside, light brown on the inside. My texture is soft.
 a. Sapodilla
 b. Banana
 c. Apple
 d. Langsat
12.  I am long and yellow. Easy to peel.
 a. Banana
 b. Papaya
 c. Apple
 d. Strawberry
13.  I have spines outside and sweet yellow flesh inside.
 a. Pineapple
 b. Melon
 c. Watermelon
 d. Orange
14.  I am round, orange, and full of juice.
 a. Orange
 b. Apple
 c. Mango
 d. Melon
15.  I am small, red, and my seeds are on the outside.
 a. Strawberry
 b. Cherry
 c. Apple
 d. Grape
16.  My skin is green or yellow outside and yellow or orange inside. Its fresh and sweet.
 a. Mangosteen
 b. Mango
 c. Papaya
 d. Melon
17.  Dewi drinks juice made from a round, green fruit and have a seed. It tastes sweet and fresh.

- a. Orange
 b. Pineapple
 c. Guava
 d. Melon
18.  Beni eats small purple fruits that grow in bunches. They are sweet and round.
 a. Cherry
 b. Langsat
 c. Strawberry
19.  Wayan likes a fruit that looks like a star when sliced. It tastes sweet and sour.
 a. Starfruit
 b. Orange
 c. Apple
 d. Guava
20.  Putri eats a red, small fruit. It is often used on top of cakes.
 a. Langsat
 b. Grape
 d. Apple



Appendix 17. Comparison of Pretest, Posttest 1 and Posttest II

No.	Student name	score	Cycle 1	Cycle 2	Information
1.	I Gede Merta Dana	70	80	90	Completed
2.	I Kadek Arya Saputra	60	60	70	Completed
3.	I Komang Wira Dana	50	50	55	Not complete
4.	I Wayan Antara Wiguna	50	65	75	Completed
5.	Ni Kadek Ayu Sari	45	60	70	Complete
6.	Ni Kadek Manik Septiyasih	45	55	65	Complete
7.	Ni Kadek Warnasih	45	60	70	Complete
8.	Ni Komang Devi Warniasih	40	60	65	Complete
9.	I Komang Indah Pratiwi	50	60	70	Complete
10.	Ni Komang Juliantari	40	60	70	Complete
11.	Ni Komang Mariani	40	50	60	complete
12.	Ni Komang Riska	60	75	85	Completed
13.	Putu Indra Saputra	60	75	85	Completed

Appendix 18. Recapitulation Results of Research Pretest, Cycle I and Cycle II

No	Criteria	Pretest	Posttes 1	Posttest 2
1.	Means	50,3	62,30	71,53
2.	Total skor	655	810	930
3.	Ketuntasan klasikal	30,77%	76,92%	92,30%


Besakih 28 May 2025

Researcher



Ni Luh Eka Andriani
NIM. 21188203016

Grade 3 Teacher



I Nyoman Sumerta, S.Pd.
NIP. 19196908222003121003

Approved by,

Headmaster SD N 5 Besakih



I Ketut Bagia, S.Pd. SD

NIP. 19661231 198804 1 036

Appendix 19. Students Attendance List

ABSENCE ATTENDANCE

Subject : English
Grade : III
School : SD N 5 BESAKIH
Time Allowcation : 2 Jp (35 Minutes/Meeting)
Academic Year : 2024/2025

No	Name	Dates					
		16/04/25	05/05/25	06/05/25	19/05/25	20/05/25	21/05/25
1.	I Gede Merta Dana	✓	✓	✓	✓	✓	✓
2.	I Kadek Arya Saputra	✓	✓	✓	✓	✓	✓
3.	I Komang Wira Dana	✓	✓	✓	✓	✓	✓
4.	I Wayan Antara Wiguna	✓	✓	✓	✓	✓	✓
5.	Ni Kadek Ayu Sari	✓	✓	✓	✓	✓	✓
6.	Ni Kadek Manik Septiyasih	✓	✓	✓	✓	✓	✓
7.	Ni Kadek Wamasih	✓	✓	✓	✓	✓	✓
8.	Ni Komang Devi Wamiasih	✓	✓	✓	✓	✓	✓
9.	I Komang Indah Pratiwi	✓	✓	✓	✓	✓	✓
10.	Ni Komang Juliantari	✓	✓	✓	✓	✓	✓
11.	Ni Komang Mariani	✓	✓	✓	✓	✓	✓
12.	Ni Komang Riska	✓	✓	✓	✓	✓	✓
13.	Putu Indra Saputra	✓	✓	✓	✓	✓	✓


Besakih, 28 May 2025

Researcher



Ni Luh Eka Andriani
 NIM. 21188203016

Grade 3 Teacher



I Nyoman Sumerta, S.Pd.
 NIP. 19196908222003121003

Approved by,

Headmaster SD N 5 Besakih



I Ketut Bagia, S.Pd. SD

NIP. 19661231 198804 1 036

Appendix 20. Letter of Application for Thesis Research Permission.



Institut Teknologi dan Pendidikan Markandeya Bali

Jl. Muhamad Hatta, LC. Subak Aya Bangli 80613. Telp : (0366) 5501125
e-mail : itpmarkandeyabali@gmail.com / website : www.markandeyabali.ac.id

Bangli, 8 April 2025

Nomor : 141/ITP-MB/IV/2025
Lampiran : -
Perihal : Permohonan Ijin Penelitian


Kepada :
Yth. Kepala SD Negeri 5 Besakih
di -

Tempat
Dengan Hormat

Berkaitan dengan penelitian skripsi mahasiswa/i Institut Teknologi dan Pendidikan Markandeya Bali Tahun Akademik 2024/2025. Kami memohon agar Bapak/Ibu berkenan memberikan ijin melaksanakan penelitian bagi mahasiswa/i kami. Adapun mahasiswa/i yang kami mohonkan ijin adalah sebagai berikut.

Nama : Ni Luh Eka Andriani
NIM : 21188203016
Program Studi : Pendidikan Bahasa Inggris

Demikian permohonan kami sampaikan dihadapan Bapak/Ibu, atas perkenannya kami ucapkan terima kasih.




Rektor ITP Markandeya Bali

Dr. I. Wayan Numertayasa S.Pd.M.Pd.
NIDN. 0818078901

Tembusan, disampaikan Kepada Yth :

1. Ketua Yayasan Kresna Andhi Mandiri;
2. Arsip

Appendix 21. Certificate Of Carrying Out Research


PEMERINTAH KABUPATEN KARANGASEM
DINAS PENDIDIKAN KEMUDAAN DAN OLAH RAGA
SATUAN PENDIDIKAN
SEKOLAH DASAR NEGERI 5 BESAKIH
Alamat : Br. Dinas Temukus, Besakih, Karangasem Kode Post : 80863
Email : sdnegri5besakih@gmail.com

SURAT KETERANGAN
Nomor: 018/SDN 5 BSK/VI/2025

Yang bertanda tangan di bawah ini :

Nama : I Ketut Bagia, S.Pd.SD
NIP : 19661231 198804 1 036
Pangkat/Gol.Ruang : Pembina Tk.1, IV/b
Jabatan : Kepala Sekolah Dasar Negeri 5 Besakih


Dengan ini menerangkan bahwa :


Nama : Ni Luh Eka Andriani
NIM : 21188203016
Program Studi : Pendidikan Bahasa Inggris

Memang benar Mahasiswa tersebut di atas telah selesai melakukan penelitian dan pengambilan data penelitian di Satuan Pendidikan Sekolah Dasar Negeri 5 Besakih pada tanggal 16 April s/d 28 Mei 2025 untuk memperoleh data penelitian dalam rangka penyusunan tugas akhir (skripsi) yang berjudul *"The Use Of E-Flash Card Assisted By Hezyine With Problem Based Learning Method To Improve English Vocabulary Of 3rd Grade Students At SD N 5 Besakih"*

Demikian surat keterangan ini dibuat dan diberikan kepada yang bersangkutan untuk dapat dipergunakan sebagaimana mestinya.

Besakih, 16 juni 2025
Kepala Satdik SDN 5 Besakih

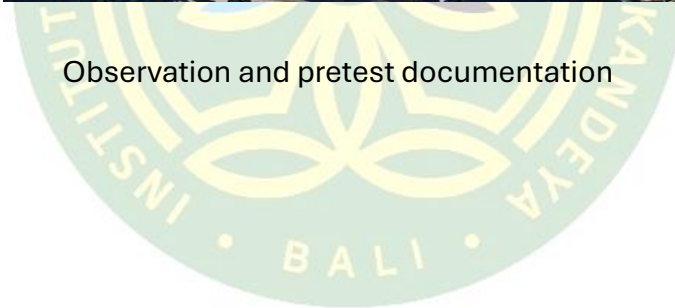

I Ketut Bagia, S.Pd.SD
NIP. 19661231 198804 1 036




Appendix 22. Activity Documentation



Observation and pretest documentation





Cycle I Implementation



Cycle II Implementation





