

Attachment 1. Pre-test Sheet

SOAL PRE TEST BAHASA INGGRIS KELAS V PART OF BODY

Fill the blank to complete the sentence

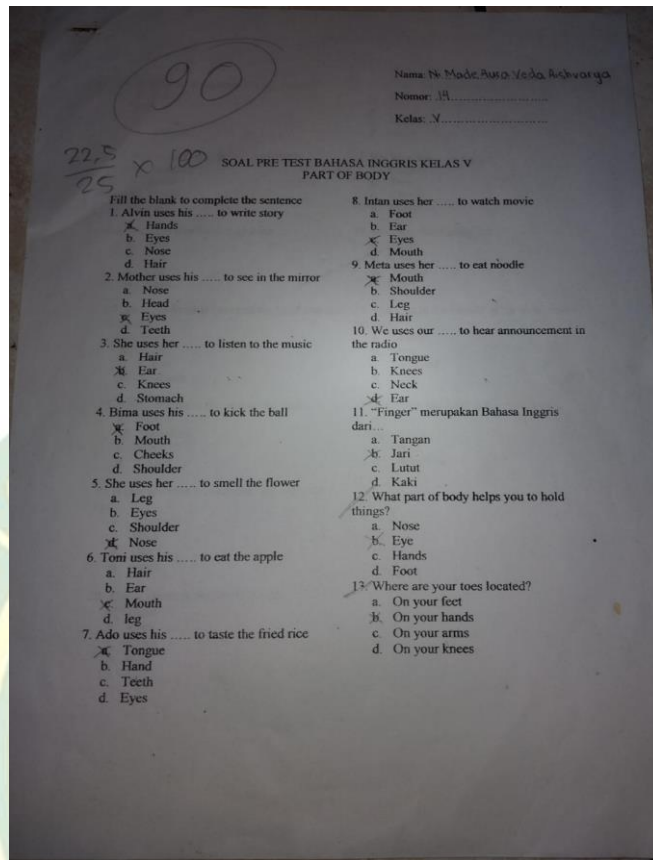
1. Alvin uses his to write story
 - a. Hands
 - b. Eyes
 - c. Nose
 - d. Hair
2. Mother uses his to see in the mirror
 - a. Nose
 - b. Head
 - c. Eyes
 - d. Teeth
3. She uses her to listen to the music
 - a. Hair
 - b. Ear
 - c. Knees
 - d. Stomach
4. Bima uses his to kick the ball
 - a. Foot
 - b. Mouth
 - c. Cheeks
 - d. Shoulder
5. She uses her to smell the flower
 - a. Leg
 - b. Eyes
 - c. Shoulder
 - d. Nose
6. Toni uses his to eat the apple
 - a. Hair
 - b. Ear
 - c. Mouth
 - d. Leg
7. Ado uses his to taste the fried rice
 - a. Tongue
 - b. Hand
 - c. Teeth
 - d. Eyes
8. Intan uses her to watch movie
 - a. Foot
 - b. Ear
 - c. Eyes
 - d. Mouth
9. Meta uses her to eat noodle
 - a. Mouth
 - b. Shoulder
 - c. Leg
 - d. Hair
10. We uses our to hear announcement in the radio
 - a. Tongue
 - b. Knees
 - c. Neck
 - d. Ear
11. "Finger" merupakan Bahasa Inggris dari...
 - a. Tangan
 - b. Jari
 - c. Lutut
 - d. Kaki
12. What part of body helps you to hold things?
 - a. Nose
 - b. Eye
 - c. Hands
 - d. Foot
13. Where are your toes located?
 - a. On your feet
 - b. On your hands
 - c. On your arms
 - d. On your knees

14. What part of the body is used to jump?
a. Neck
b. Leg
c. Head
d. Tongue
15. Which body part is used to listen?
a. Stomach
b. Hand
c. Finger
d. Ears
16. We have five fingers on each ...
a. Arm
b. Foot
c. Leg
d. Hand
17. The ... is located between the head and the shoulders.
a. Back
b. Neck
c. Chest
d. Stomach
18. The ... connects the arm to the body. ...
a. Elbow
b. Shoulders
c. Wrist
d. Finger
19. When we have a headache, the pain is in our ...
a. Stomach
b. Back
c. Head
d. Neck
20. The ... protects the brain inside.
a. Head
b. Back
c. Chest
d. Neck
21. The ... helps us bend our legs.
a. Elbow
b. Knee
c. Ankle
d. Wrist
22. We have ten ... on our feet.
a. Fingers
b. Toes
c. Knees
d. Hands
23. We chew food using our ...
a. Teeth
b. Lips
c. Tongue
d. Chin
24. The ... is in the middle of the face, below the eyes.
a. Mouth
b. Nose
c. Forehead
d. Chin
25. We write and hold things with our ...
a. Feet
b. Hands
c. Head
d. Shoulders

Attachment 2. The result of pre-test grade V students SD N 3 Cempaga

No	Students Name	Pre-Test Score
1.	A.A.Ayu Meika Awidiyanti	68
2.	I Gede Waris Setia Pratama	68
3.	I Kadek Agus Arya Wibawa	74
4.	I Putu Pande Winda Mahardika	38
5.	Ida Ayu Made Sinta Widyantari	48
6.	Ida Ayu Veiniwandita	72
7.	Ida Bagus Putu Nanda Tresna Putra	46
8.	Kadek Adesta Surya Vradana	56
9.	Made Resya	32
10.	Ni Komang Ayu Ariska Putri	66
11.	Komang Febri	28
12.	Ni Luh Wacitra Sutha Manik	64
13.	Ni Made Anita	84
14.	Ni Made Aura Veda Aishvarya	90
15.	Ni Made Risma Dwi Paramita	80
16.	Ni Putu Salya Hita Amrita D	54
17.	Ni Putu Wahyuni	60
18.	Ni Putu Wulan Septiani	64
Total		1.092
Mean Score		60,5
Classical Mastery		16,6 %

Attachment 3. Students Pre-test result



14. What part of the body is used to jump?

- a. Neck
- b. Leg
- c. Head
- d. Tongue

15. Which body part is used to listen?

- a. Stomach
- b. Hand
- c. Finger
- d. Ears

16. We have five fingers on each ...

- a. Arm
- b. Foot
- c. Leg
- d. Hand

17. The ... is located between the head and the shoulders.

- a. Back
- b. Neck
- c. Chest
- d. Stomach

18. The ... connects the arm to the body.

- a. Elbow
- b. Shoulders
- c. Wrist
- d. Finger

19. When we have a headache, the pain is in our ...

- a. Stomach
- b. Back
- c. Head
- d. Neck

20. The ... protects the brain inside.

- a. Head
- b. Back
- c. Chest
- d. Neck

21. The ... helps us bend our legs.

- a. Elbow
- b. Knee
- c. Ankle
- d. Wrist

22. We have ten ... on our feet.

- a. Fingers
- b. Toes
- c. Knees
- d. Hands

23. We chew food using our ...

- a. Teeth
- b. Lips
- c. Tongue
- d. Chin

24. The ... is in the middle of the face, below the eyes.

- a. Mouth
- b. Nose
- c. Forehead
- d. Chin

25. We write and hold things with our ...

- a. Feet
- b. Hands
- c. Head
- d. Shoulders



60

Nama: Ni Putu Wahyuni

Nomor: 17

Kelas: 5.12

$$\frac{15}{25} \times 100$$

SOAL PRE TEST BAHASA INGGRIS KELAS V
PART OF BODY

Fill the blank to complete the sentence

1. Alvin uses his to write story
 a. Hands
 b. Eyes
 c. Nose
 d. Hair
2. Mother uses his to see in the mirror
 a. Nose
 b. Head
 c. Eyes
 d. Teeth
3. She uses her to listen to the music
 a. Hair
 b. Ear
 c. Knees
 d. Stomach
4. Bima uses his to kick the ball
 a. Foot
 b. Mouth
 c. Cheeks
 d. Shoulder
5. She uses her to smell the flower
 a. Leg
 b. Eyes
 c. Shoulder
 d. Nose
6. Tomi uses his to eat the apple
 a. Hair
 b. Ear
 c. Mouth
 d. leg
7. Ado uses his to taste the fried rice
 a. Tongue
 b. Hand
 c. Teeth
 d. Eyes
8. Intan uses her to watch movie
 a. Foot
 b. Ear
 c. Eyes
 d. Mouth
9. Meta uses her to eat noodle
 a. Mouth
 b. Shoulder
 c. Leg
 d. Hair
10. We uses our to hear announcement in the radio
 a. Tongue
 b. Knees
 c. Neck
 d. Ear
11. "Finger" merupakan Bahasa Inggris dari...
 a. Tangan
 b. Jari
 c. Lutut
 d. Kaki
12. What part of body helps you to hold things?
 a. Nose
 b. Eye
 c. Hands
 d. Foot
13. Where are your toes located?
 a. On your feet
 b. On your hands
 c. On your arms
 d. On your knees



14. What part of the body is used to jump?
a. Neck
 b. Leg
c. Head
d. Tongue
15. Which body part is used to listen?
a. Stomach
b. Hand
c. Finger
 d. Ears
16. We have five fingers on each ...
a. Arm
b. Foot
c. Leg
 d. Hand
17. The ... is located between the head and the shoulders.
a. Back
b. Neck
 c. Chest
d. Stomach
18. The ... connects the arm to the body.
a. Elbow
b. Shoulders
 c. Wrist
d. Finger
19. When we have a headache, the pain is in our ...
a. Stomach
b. Back
c. Head
 d. Neck
20. The ... protects the brain inside.
 a. Head
b. Back
c. Chest
d. Neck
21. The ... helps us bend our legs.
 a. Elbow
b. Knee
c. Ankle
d. Wrist
22. We have ten ... on our feet.
 a. Fingers
b. Toes
c. Knees
d. Hands
23. We chew food using our ...
 a. Teeth
b. Lips
c. Tongue
d. Chin
24. The ... is in the middle of the face, below the eyes.
a. Mouth
 b. Nose
c. Forehead
d. Chin
25. We write and hold things with our ...
a. Feet
 b. Hands
c. Head
d. Shoulders



28

Nama: Komang Febriana

Nomor: 12

Kelas: MIS

$\frac{7}{25} \times 100$

SOAL PRE TEST BAHASA INGGRES KELAS V
PART OF BODY

Fill the blank to complete the sentence

- 1. Alvin uses his to write story
 - a. Hands
 - b. Eyes
 - c. Nose
 - d. Hair
- 2. Mother uses his to see in the mirror
 - a. Nose
 - b. Head
 - c. Eyes
 - d. Teeth
- 3. She uses her to listen to the music
 - a. Hair
 - b. Ear
 - c. Knees
 - d. Stomach
- 4. Bima uses his to kick the ball
 - a. Foot
 - b. Mouth
 - c. Checks
 - d. Shoulder
- 5. She uses her to smell the flower
 - a. Leg
 - b. Eyes
 - c. Shoulder
 - d. Nose
- 6. Toni uses his to eat the apple
 - a. Hair
 - b. Ear
 - c. Mouth
 - d. leg
- 7. Ado uses his to taste the fried rice
 - a. Tongue
 - b. Hand
 - c. Teeth
 - d. Eyes

8. Intan uses her to watch movie

- a. Foot
- b. Ear
- c. Eyes
- d. Mouth

9. Meta uses her to eat noodle

- a. Mouth
- b. Shoulder
- c. Leg
- d. Hair

10. We uses our to hear announcement in the radio

- a. Tongue
- b. Knees
- c. Neck
- d. Ear

11. "Finger" merupakan Bahasa Inggris dari...

- a. Tangan
- b. Jari
- c. Lutut
- d. Kaki

12. What part of body helps you to hold things?

- a. Nose
- b. Eye
- c. Hands
- d. Foot

13. Where are your toes located?

- a. On your feet
- b. On your hands
- c. On your arms
- d. On your knees



14. What part of the body is used to jump?

- a. Neck
- b. Leg
- c. Head
- d. Tongue

15. Which body part is used to listen?

- a. Stomach
- b. Hand
- c. Finger
- d. Ears

16. We have five fingers on each ...

- a. Arm
- b. Foot
- c. Leg
- d. Hand

17. The ... is located between the head and the shoulders.

- a. Back
- b. Neck
- c. Chest
- d. Stomach

18. The ... connects the arm to the body.

- a. Elbow
- b. Shoulders
- c. Wrist
- d. Finger

19. When we have a headache, the pain is in our ...

- a. Stomach
- b. Back
- c. Head
- d. Neck

20. The ... protects the brain inside.

- a. Head
- b. Back
- c. Chest
- d. Neck

21. The ... helps us bend our legs.

- a. Elbow
- b. Knee
- c. Ankle
- d. Wrist

22. We have ten ... on our feet.

- a. Fingers
- b. Toes
- c. Knees
- d. Hands

23. We chew food using our ...

- a. Teeth
- b. Lips
- c. Tongue
- d. Chin

24. The ... is in the middle of the face, below the eyes.

- a. Mouth
- b. Nose
- c. Forehead
- d. Chin

25. We write and hold things with our ...

- a. Feet
- b. Hands
- c. Head
- d. Shoulders



Attachment 4. Module Learning Cycle I

MODUL AJAR SUPERLATIVE DEGREE

Nama Penyusun	Wayan Arlita Eka Shanti
Institusi	SD N 3 CEMPAGA
Tahun Pembuatan	2025
Mapel	BAHASA INGGRIS
Jenjang	SD
Kelas	V (Lima) Reguler
Alokasi Waktu	1 Jam Pelajaran (JP) = 1 x 90 menit = 90 menit = 1 kali pertemuan
Tahapan	Fase C
Domain Konten	Peserta didik menggunakan ajektive superlative untuk menjelaskan ciri manusia, binatang, dan benda-benda lainnya.
INFORMASI UMUM	
1. Profil Pelajar Pancasila	<ol style="list-style-type: none">1. Mandiri2. Kreatif3. Berpikir kritis4. Bergotong royong
2. Sarana Prasarana	<ul style="list-style-type: none">➤ Media ajar flascard➤ Students book My Next Words
3. Target Peserta Didik	Peserta didik kelas 5

4. Model Pembelajaran:	<ul style="list-style-type: none"> • Tanya jawab • Diskusi
KOMPONEN INTI	
1. Tujuan Pembelajaran	<p>Tujuan Pembelajaran</p> <ol style="list-style-type: none"> 1. Peserta didik mampu menggunakan ajektive superlative untuk menjelaskan ciri manusia, binatang, dan benda-benda lainnya.
2. Konsep Utama dan Essential Question(s)	<p>Pertanyaan Pemantik</p> <ol style="list-style-type: none"> 1. Which is the tallest? 2. Is the deer the shortest?
3. Pemahaman Bermakna	<p>Mampu memahami dan menggunakan ajektive superlative untuk menjelaskan ciri manusia, binatang, dan benda-benda lainnya dalam Bahasa inggris.</p>
4. Persiapan Pembelajaran	<p>Guru menjelaskan tujuan pembelajaran yang akan di pelajari dan menjelaskan capaian pembelajaran yang harus dicapai peserta didik dan manfaat dari pembelajaran.</p>
5. Kegiatan Pembelajaran Pendahuluan :	<ol style="list-style-type: none"> a. Guru memberi salam b. Melakukan doa bersama c. Guru menanyakan kabar atau keadaan murid d. Guru melakukan pengabsenan e. Guru memberikan motivasi kepada siswa, latihan literasi, dan pengembangan karakter.

Kegiatan Inti:

f. Guru memberikan rangsangan kepada siswa dengan pertanyaan tanya jawab mengenai materi yang ingin dipelajari.

1. Guru menyampaikan tujuan pembelajaran ajektif superlative dalam Bahasa Inggris.
2. Guru menjelaskan materi secara ringkas dengan memberikan contoh penulisan dan pengucapan ajektif superlative.
3. Peserta didik diminta mengamati gambar pada buku di halaman 86 sampai 87.



The giraffe is the tallest.

The rabbit is the shortest.





Cici's grandma is the oldest.

Lili is the youngest

4. Guru mengajak peserta didik mengamati masing-masing gambar dengan cermat.
5. Guru meminta peserta didik untuk mengulang kalimat yang di bacakan. Contoh kalimat guru untuk peserta didik:

“Repeat after me: the giraffe is the tallest.”

6. Peserta didik menirukan kalimat perbandingan yang dicontohkan dengan bantuan guru.
7. Peserta didik membaca kalimat perbandingan dengan pemahaman.
8. Guru memberikan pertanyaan untuk memastikan pemahaman peserta didik.
Contoh kalimat guru untuk peserta didik: Ok. Now, look at the last picture. There are giraffe, deer and rabbit. Which is the tallest?
9. Berikutnya guru menjelaskan materi menggunakan media flashcard.



10. Peserta didik diminta mengamati gambar pada flashcard. Contoh kalimat guru untuk peserta didik: Look at the picture. The first picture (sambil menunjuk gambar pada flashcard).

Contoh pertanyaan guru: What do you see in the picture? How is the lion compared to the snail? Is the snail the fastest?

11. Guru memberikan contoh jawaban dan meminta peserta didik mengulangi kalimat yang diucapkan guru. Contoh kalimat guru untuk peserta didik: “ Repeat after me: How is the lion compared to the snail? The lion is fastest than the snail. Is the snail the fastest? No, it is not.

12. Guru meminta peserta didik menjawab pertanyaan pada gambar flashcard berikutnya.

13. Guru meminta peserta didik membuat 4 kelompok yang terdiri dari 4-5 orang per kelompok. Peserta didik saling bertanya secara bergantian menggunakan flashcard untuk memastikan mereka memahami penggunaan kata sifat superlative dalam kalimat.

<p>Kegiatan</p> <p>Penutup:</p>	<p>14. Berikutnya guru memberitahukan peserta didik bahwa hari ini mereka akan bermain dengan menggunakan flashcard. Contoh kalimat untuk guru: Everyone, today we are going to play a flashcard game.</p> <p>15. Guru mengajak 3 peserta didik maju ke depan kelas untuk mencontohkan cara permainan yang akan dilakukan.</p> <p>16. Guru mencontohkan cara memainkannya. Contoh kalimat guru untuk peserta didik. Pick a card and show it to your friend. Then ask him/her “which is the biggest?” wait for your friend to answer correctly. Then take turns to ask and answer questions.</p> <p>17. Peserta didik memainkan game ini dengan teman sekelompoknya yang telah dibentuk sebelumnya.</p> <p>18. Kegiatan ini dapat diulang untuk memperkuat pemahaman peserta didik mengenai materi yang dipelajari.</p> <ul style="list-style-type: none">• Menyimpulkan materi pembelajaran bersama siswa.
---------------------------------	--

	<ul style="list-style-type: none">• Memberikan umpan balik terhadap proses dan hasil pembelajaran• Mengucapkan salam perpisahan
--	--



Attachment 5. Post Test Cycle I Sheet

POST TEST SUPERLATIVE DEGREE

1. Whale - the – biggest – is – the. Arrange the words into a correct sentence!

- The whale is the biggest
- The whale the is biggest
- The biggest is the whale
- Is the biggest the whale

2. is – the – longest – ruler – the. Arrange the words into a correct sentence!

- The ruler the is longest
- The longest is the ruler
- The ruler is the longest
- Is the ruler the longest

Look at the picture to answer no 3 – 5!



3. Is grandma the oldest?

- No, not her
- No
- Maybe
- Yes, she is

4. How is grandma compared to baby?

- Grandma is the oldest than the baby
- Grandma is the youngest than the baby
- Baby is the oldest
- Grandma is the youngest

5. Who is the youngest?

- Grandma
- Cici
- Baby
- Grandpa

8. pillow – is – the – softest – the. Arrange the words into a correct sentence!


- Is the pillow the softest

6. Look at the picture and choose the sentence



- The lion is the fastest. The snail is the slowest.
- The snail is the fastest. The turtle is the slowest.
- The turtle is the fastest. The lion is slowest.
- The lion is slowest. The snail is fastest.

7. Look at the picture and choose the sentence




- The deer is the tallest. The giraffe is the shortest
- The giraffe is the tallest. The rabbit is the shortest.
- The rabbit is the shortest. The deer is the tallest.
- The deer is the shortest. The rabbit is the tallest.

13. Mount Everest is the _____ mountain in the world.

- b. The softest is the pillow
 - c. The is pillow the softest
 - d. The pillow is the softest
9. Hardest – rock – the – is – the.
Arrange the words into a correct sentence!
- a. The hardest is the rock
 - b. Is the rock the hardest
 - c. The rock is the hardest
 - d. The is rock the hardest

Look at the picture to answer no 10 – 12!



10. Is the goat is the biggest?
- a. No. it is not
 - b. Yes. It is
 - c. Maybe
 - d. I don't know
11. How is the elephant compared to the mouse?
- a. The elephant is the smallest then the mouse
 - b. The elephant is the biggest than the mouse
 - c. The elephant is the fastest than the mouse
 - d. The elephant is the smallest than the goat
12. Which is the smallest?
- a. Goat
 - b. Elephant
 - c. Mouse
 - d. Deer

Look at the picture to answer no 21 – 23!

- a. Higher
 - b. Highest
 - c. Most high
 - d. high
14. She is the _____ student in our class.
- a. Smartest
 - b. Smarter
 - c. Most smart
 - d. Smart
15. She bought the _____ dress in the store.
- a. Expensive
 - b. More expensive
 - c. Expensivest
 - d. Most expensive
16. This is the _____ movie I have ever watched.
- a. More interesting
 - b. Interestingest
 - c. Most interesting
 - d. Interesting
17. This is the _____ cake I've ever tasted.
- a. Most delicious
 - b. Deliciousest
 - c. Delicious
 - d. More delicious
18. February is the _____ month of the year.
- a. Shorter
 - b. Most short
 - c. Longest
 - d. Shortest
19. He is the _____ player on the team.
- a. Strongest
 - b. Stronger
 - c. Most strong
 - d. Strong
20. That was the _____ day of my life!
- a. Happier
 - b. Most happy
 - c. Happy
 - d. Happiest



21. Is the monkey is the fattest?
- No. it is not
 - Yes. it is
 - Maybe
 - No. is it
22. How the goat compared to the monkey?
- The goat is thinnest than the monkey
 - The goat is fattest than the monkey
 - The goat is the fastest than the monkey
 - The monkey is fattest than the goat
23. Which is the fattest?
- Monkey
 - Goat
 - Bear
 - Sheep

24. Look at the picture and choose the sentence!



- The pencil is the longest. The eraser is the shortest.
 - The ruler is the longest. The eraser is the shortest.
 - The eraser is the longest. The ruler is the shortest.
 - The pencil is the longest. The ruler is the shortest.
25. Pants – the – most – is – the – expensive
 Arrange the words into a correct sentence!
- The pants is the most expensive
 - The most expensive is the pants
 - Most the pants is the expensive
 - Is the pants the most expensive

Attachment 6. The Result of Post Test Cycle I

No	Students Name	Pre-Test Score	Information
1.	A.A.Ayu Meika Awidiyanti	80	Complete
2.	I Gede Waris Setia Pratama	80	Complete
3.	I Kadek Agus Arya Wibawa	80	Complete
4.	I Putu Pande Winda Mahardika	56	Not Complete
5.	Ida Ayu Made Sinta Widyantari	60	Not Complete
6.	Ida Ayu Veiniwandita	80	Complete
7.	Ida Bagus Putu Nanda Tresna Putra	56	Not Complete
8.	Kadek Adesta Surya Vradana	84	Complete
9.	Made Resya	64	Not Complete
10.	Ni Komang Ayu Ariska Putri	76	Complete
11.	Komang Febri	48	Not Complete
12.	Ni Luh Wacitra Sutha Manik	80	Complete
13.	Ni Made Anita	96	Complete
14.	Ni Made Aura Veda Aishvarya	96	Complete
15.	Ni Made Risma Dwi Paramita	76	Complete
16.	Ni Putu Salya Hita Amrita D	48	Not Complete
17.	Ni Putu Wahyuni	80	Complete
18.	Ni Putu Wulan Septiani	76	Complete
Total		1.316	
Mean Score		73,1	
Classical Mastery		66,6 %	

Attachment 7. Students Post Test Cycle I Result

96


Nama: Ni Made Anita
No: 13
Kelas: 5 / V

POST TEST SUPERLATIVE DEGREE
BAHASA INGGRIS KELAS V

1. Whale - the - biggest - is - the. Arrange the words into a correct sentence!
 a. The whale is the biggest
 b. The whale the is biggest
 c. The biggest is the whale
 d. Is the biggest the whale

2. is - the - longest - ruler - the. Arrange the words into a correct sentence!
 a. The ruler the is longest
 b. The longest is the ruler
 c. The ruler is the longest
 d. Is the ruler the longest

Look at the picture to answer no 3 - 5!




3. Is grandma the oldest?
 a. No, not her
 b. No
 c. Maybe
 d. Yes, she is

4. How is grandma compared to baby?
 a. Grandma is the oldest than the baby
 b. Grandma is the youngest than the baby
 c. Baby is the oldest
 d. Grandma is the youngest


5. Who is the youngest?
 a. Grandma
 b. Cici
 c. Baby
 d. Grandpa

6. Look at the picture and choose the sentence



a. The lion is the fastest. The snail is the slowest.
 b. The snail is the fastest. The turtle is the slowest.
 c. The turtle is the fastest. The lion is slowest.
 d. The lion is slowest. The snail is fastest.

7. Look at the picture and choose the sentence



a. The deer is the tallest. The giraffe is the shortest
 b. The giraffe is the tallest. The rabbit is the shortest.
 c. The rabbit is the shortest. The deer is the tallest.
 d. The deer is the shortest. The rabbit is the tallest.



8. pillow – is – the – softest – the. Arrange the words into a correct sentence!
- is the pillow the softest
 - The softest is the pillow
 - The is pillow the softest
 - The pillow is the softest

9. Hardest – rock – the – is – the. Arrange the words into a correct sentence!
- The hardest is the rock
 - is the rock the hardest
 - The rock is the hardest
 - The is rock the hardest

Look at the picture to answer no 10 – 12!



10. Is the goat is the biggest?

- No, it is not
- Yes, it is
- Maybe
- I don't know

11. How is the elephant compared to the mouse?

- The elephant is the smallest then the mouse
- The elephant is the biggest than the mouse
- The elephant is the fastest than the mouse
- The elephant is the smallest than the goat

12. Which is the smallest?

- Goat
- Elephant
- Mouse
- Deer

13. Mount Everest is the _____ mountain in the world.
- Higher
 - Highest
 - Most high
 - high

14. She is the _____ student in our class.

- Smartest
- Smarter
- Most smart
- Smart

15. She bought the _____ dress in the store.

- Expensive
- More expensive
- Expensivest
- Most expensive

16. This is the _____ movie I have ever watched.

- More interesting
- Interestigest
- Most interesting
- Interesting

17. This is the _____ cake I've ever tasted.

- Most delicious
- Deliciousest
- Delicious
- More delicious

18. February is the _____ month of the year.

- Shorter
- Most short
- Longest
- Shortest

19. He is the _____ player on the team.


- Strongest
- Stronger
- Most strong
- Strong

20. That was the _____ day of my life!

- Happier
- Most happy
- Happy
- Happiest



Look at the picture to answer no 21 – 23!



21. Is the monkey is the fattest?
 a. No, it is not
 b. Yes, it is
 c. Maybe
 d. No, is it
22. How the goat compared to the monkey?
 a. The goat is thinnest than the monkey
 b. The goat is fattest than the monkey
 c. The goat is the fastest than the monkey
 d. The monkey is fattest than the goat
23. Which is the fattest?
 a. Monkey
 b. Goat
 c. Bear
 d. Sheep

24. Look at the picture and choose the sentence!



- a. The pencil is the longest. The eraser is the shortest.
 b. The ruler is the longest. The eraser is the shortest.
 c. The eraser is the longest. The ruler is the shortest.
 d. The pencil is the longest. The ruler is the shortest.
25. Pants – the – most – is – the – expensive
Arrange the words into a correct sentence!
 a. The pants is the most expensive
 b. The most expensive is the pants
 c. Most the pants is the expensive
 d. Is the pants the most expensive



76

Nama: Ni Putu Wulan Sephani

No: 18

Kelas: V/5

POST TEST SUPERLATIVE DEGREE

BAHASA INGGRIS KELAS V

1. Whale - the - biggest - is - the. Arrange the words into a correct sentence!
- a. The whale is the biggest
 - b. The whale the is biggest
 - c. The biggest is the whale
 - d. Is the biggest the whale

2. is - the - longest - ruler - the. Arrange the words into a correct sentence!
- a. The ruler the is longest
 - b. The longest is the ruler
 - c. The ruler is the longest
 - d. Is the ruler the longest

Look at the picture to answer no 3 - 5!



3. Is grandma the oldest?
- a. No, not her
 - b. No
 - c. Maybe
 - d. Yes, she is
4. How is grandma compared to baby?
- a. Grandma is the oldest than the baby
 - b. Grandma is the youngest than the baby
 - c. Baby is the oldest
 - d. Grandma is the youngest
5. Who is the youngest?
- a. Grandma
 - b. Cici
 - c. Baby
 - d. Grandpa

6. Look at the picture and choose the sentence



- a. The lion is the fastest. The snail is the slowest.
- b. The snail is the fastest. The turtle is the slowest.
- c. The turtle is the fastest. The lion is slowest.
- d. The lion is slowest. The snail is fastest.

7. Look at the picture and choose the sentence



- a. The deer is the tallest. The giraffe is the shortest
- b. The giraffe is the tallest. The rabbit is the shortest.
- c. The rabbit is the shortest. The deer is the tallest.
- d. The deer is the shortest. The rabbit is the tallest.



8. pillow – is – the – softest – the. Arrange the words into a correct sentence!

- a. Is the pillow the softest
- b. The softest is the pillow
- c. The is pillow the softest
- d. The pillow is the softest

9. Hardest – rock – the – is – the. Arrange the words into a correct sentence!

- a. The hardest is the rock
- b. Is the rock the hardest
- c. The rock is the hardest
- d. The is rock the hardest

Look at the picture to answer no 10 – 12!



10. Is the goat is the biggest?

- a. No, it is not
- b. Yes, It is
- c. Maybe
- d. I don't know

11. How is the elephant compared to the mouse?

- a. The elephant is the smallest then the mouse
- b. The elephant is the biggest than the mouse
- c. The elephant is the fastest than the mouse
- d. The elephant is the smallest than the goat

12. Which is the smallest?

- a. Goat
- b. Elephant
- c. Mouse
- d. Deer

13. Mount Everest is the _____ mountain in the world.

- a. Higher
- b. Highest
- c. Most high
- d. high

14. She is the _____ student in our class.

- a. Smartest
- b. Smarter
- c. Most smart
- d. Smart

15. She bought the _____ dress in the store.

- a. Expensive
- b. More expensive
- c. Expensivest
- d. Most expensive

16. This is the _____ movie I have ever watched.

- a. More interesting
- b. Interestingest
- c. Most interesting
- d. Interesting

17. This is the _____ cake I've ever tasted.

- a. Most delicious
- b. Deliciousest
- c. Delicious
- d. More delicious

18. February is the _____ month of the year.

- a. Shorter
- b. Most short
- c. Longest
- d. Shortest

19. He is the _____ player on the team.

- a. Strongest
- b. Stronger
- c. Most strong
- d. Strong

20. That was the _____ day of my life!

- a. Happier
- b. Most happy
- c. Happy
- d. Happiest



Look at the picture to answer no 21 – 23!



21. Is the monkey is the fattest?
 a. No, it is not
 b. Yes, it is
 c. Maybe
 d. No, is it
22. How the goat compared to the monkey?
 a. The goat is thinnest than the monkey
 b. The goat is fattest than the monkey
 c. The goat is the fastest than the monkey
 d. The monkey is fattest than the goat
23. Which is the fattest?
 a. Monkey
 b. Goat
 c. Bear
 d. Sheep

24. Look at the picture and choose the sentence!



- a. The pencil is the longest. The eraser is the shortest.
 b. The ruler is the longest. The eraser is the shortest.
c. The eraser is the longest. The ruler is the shortest.
d. The pencil is the longest. The ruler is the shortest.
25. Pants – the – most – is – the – expensive
Arrange the words into a correct sentence!
a. The pants is the most expensive
 b. The most expensive is the pants
c. Most the pants is the expensive
d. Is the pants the most expensive



48

Nama: Ni. Rully Sakya Hita Amrita D.

No: 16

Kelas: 5.12

POST TEST SUPERLATIVE DEGREE

BAHASA INGGRIS KELAS V

1. Whale - the - biggest - is - the. Arrange the words into a correct sentence!
- a. The whale is the biggest
 - b. The whale the is biggest
 - c. The biggest is the whale
 - d. Is the biggest the whale

2. is - the - longest - ruler - the. Arrange the words into a correct sentence!
- a. The ruler the is longest
 - b. The longest is the ruler
 - c. The ruler is the longest
 - d. Is the ruler the longest

Look at the picture to answer no 3 - 5!



3. Is grandma the oldest?
- a. No, not her
 - b. No
 - c. Maybe
 - d. Yes, she is
4. How is grandma compared to baby?
- a. Grandma is the oldest than the baby
 - b. Grandma is the youngest than the baby
 - c. Baby is the oldest
 - d. Grandma is the youngest
5. Who is the youngest?
- a. Grandma
 - b. Cici
 - c. Baby
 - d. Grandpa

6. Look at the picture and choose the sentence



- a. The lion is the fastest. The snail is the slowest.
- b. The snail is the fastest. The turtle is the slowest.
- c. The turtle is the fastest. The lion is slowest.
- d. The lion is slowest. The snail is fastest.

7. Look at the picture and choose the sentence



- a. The deer is the tallest. The giraffe is the shortest
- b. The giraffe is the tallest. The rabbit is the shortest.
- c. The rabbit is the shortest. The deer is the tallest.
- d. The deer is the shortest. The rabbit is the tallest.



8. pillow – is – the – softest – the. Arrange the words into a correct sentence!

- a. Is the pillow the softest
- b. The softest is the pillow
- c. The is pillow the softest
- d. The pillow is the softest

9. Hardest – rock – the – is – the. Arrange the words into a correct sentence!

- a. The hardest is the rock
- b. Is the rock the hardest
- c. The rock is the hardest
- d. The is rock the hardest

Look at the picture to answer no 10 – 12!



10. Is the goat is the biggest?

- a. No, it is not
- b. Yes, It is
- c. Maybe
- d. I don't know

11. How is the elephant compared to the mouse?

- a. The elephant is the smallest then the mouse
- b. The elephant is the biggest than the mouse
- c. The elephant is the fastest than the mouse
- d. The elephant is the smallest than the goat

12. Which is the smallest?

- a. Goat
- b. Elephant
- c. Mouse
- d. Deer

13. Mount Everest is the _____ mountain in the world.

- a. Higher
- b. Highest
- c. Most high
- d. high

14. She is the _____ student in our class.

- a. Smartest
- b. Smarter
- c. Most smart
- d. Smart

15. She bought the _____ dress in the store.

- a. Expensive
- b. More expensive
- c. Expensivist
- d. Most expensive

16. This is the _____ movie I have ever watched.

- a. More interesting
- b. Interestingest
- c. Most interesting
- d. Interesting

17. This is the _____ cake I've ever tasted.

- a. Most delicious
- b. Deliciousest
- c. Delicious
- d. More delicious

18. February is the _____ month of the year.

- a. Shorter
- b. Most short
- c. Longest
- d. Shortest

19. He is the _____ player on the team.


- a. Strongest
- b. Stronger
- c. Most strong
- d. Strong

20. That was the _____ day of my life!

- a. Happier
- b. Most happy
- c. Happy
- d. Happiest



Look at the picture to answer no 21 – 23!



21. Is the monkey is the fattest?

- a. No, it is not
- b. Yes, it is
- c. Maybe
- d. No, is it

22. How the goat compared to the monkey?

- a. The goat is thinnest than the monkey
- b. The goat is fattest than the monkey
- c. The goat is the fastest than the monkey
- d. The monkey is fattest than the goat

23. Which is the fattest?

- a. Monkey
- b. Goat
- c. Bear
- d. Sheep

24. Look at the picture and choose the sentence!



- a. The pencil is the longest. The eraser is the shortest.
- b. The ruler is the longest. The eraser is the shortest.
- c. The eraser is the longest. The ruler is the shortest.
- d. The pencil is the longest. The ruler is the shortest.

25. Pants – the – most – is – the – expensive
Arrange the words into a correct sentence!

- a. The pants is the most expensive
- b. The most expensive is the pants
- c. Most the pants is the expensive
- d. Is the pants the most expensive




Attachment 8. Module Learning Cycle II

MODUL AJAR HOW TO SAY DATES IN ENGLISH

Nama Penyusun	Wayan Arlita Eka Shanti
Institusi	SD N 3 CEMPAGA
Tahun Pembuatan	2025
Mapel	BAHASA INGGRIS
Jenjang	SD
Kelas	V (Lima) Reguler
Alokasi Waktu	1 Jam Pelajaran (JP) = 1 x 90 menit = 90 menit = 1 kali pertemuan
Tahapan	Fase C
Domain Konten	Peserta didik menyebutkan tanggal dan bulan serta membuat kalimat tentang tanggal dan bulan.
INFORMASI UMUM	
1. Profil Pelajar Pancasila	1. Mandiri 2. Kreatif 3. Berpikir kritis 4. Bergotong royong
2. Sarana Prasarana	➤ Media ajar flashcard ➤ Students book My Next Words
3. Target Peserta Didik	Peserta didik kelas 5

4. Model Pembelajaran an:	<ul style="list-style-type: none"> • Tanya jawab • Diskusi
KOMPONEN INTI	
1. Tujuan Pembelajaran	<p>Tujuan Pembelajaran</p> <ol style="list-style-type: none"> 1. Peserta didik mampu menyebutkan tanggal dan bulan. 2. Peserta didik mampu membuat kalimat tentang tanggal dan bulan.
2. Konsep Utama dan Essential Question(s)	<p>Pertanyaan Pemantik</p> <ol style="list-style-type: none"> 1. What month is this? 2. When is your birthday?
3. Pemahaman Bermakna	Mampu memahami, menyebutkan, dan membuat kalimat tentang tanggal dan bulan.
4. Persiapan Pembelajaran an	Guru menjelaskan tujuan pembelajaran yang akan di pelajari dan menjelaskan capaian pembelajaran yang harus dicapai peserta didik dan manfaat dari pembelajaran.
5. Kegiatan Pembelajaran an : Pendahulu an :	<ol style="list-style-type: none"> a. Guru memberi salam b. Melakukan doa bersama c. Guru menanyakan kabar atau keadaan murid d. Guru melakukan pengabsenan

<p>Kegiatan</p> <p>Inti:</p>	<p>e. Guru memberikan motivasi kepada siswa, latihan literasi, dan pengembangan karakter.</p> <p>f. Guru memberikan rangsangan kepada siswa dengan pertanyaan tanya jawab mengenai materi yang ingin dipelajari.</p> <ol style="list-style-type: none"> 1. Guru menyampaikan tujuan pembelajaran tanggal dan bulan dalam Bahasa Inggris. 2. Peserta didik diminta melihat gambar pada halaman 99.  <ol style="list-style-type: none"> 3. Guru dan peserta didik bertanya jawab tentang isi gambar. Contoh kalimat guru untuk peserta didik: Look at the picture! Who are they? Where are they? Whats is their activity? When do we celebrate this moment? 4. Guru mengucapkan kosa kata baru tentang (cardinal number), seperti: first, second, third Contoh kalimat guru untuk peserta didik:
------------------------------	---

Guru: "listen to me the repeat after me." OK. First, second, third.....

5. Peserta didik menirukan ucapan yang dicontohkan dengan bantuan guru.

6. Peserta didik diminta melengkapi number words yang pada di halaman 99 ini dengan bantuan guru.

7. Berikutnya guru bertanya jawab kepada peserta didik yang berkaitan dengan hari dan tanggal.

Contoh kalimat guru untuk peserta didik:

Everyone, listen. What day is it? What's today's date?

8. Peserta didik mengingat lagi nama-nama hari
Sunday...Monday....Tuesday....Wednesday....Thursday.... Friday.....Saturday....

9. Guru menyampaikan kepada peserta didik bahwa mereka akan belajar bagaimana mengucapkan dan menuliskan hari, tanggal, dan bulan.

10. Guru mengajak peserta didik membuka dan mengamati buku halaman 101.



11. Guru memberikan beberapa pertanyaan sesuai gambar. Contoh pertanyaan guru untuk peserta didik: Who is he? What does he have in his hand? How many ballons are there? What are the colors? Can you read them? Ok. They are names of the months.

12. Guru memberikan contoh melafalkan nama-nama bulan.

13. Peserta didik menirukan guru melafalkan nama-nama bulan.

14. Berikutnya guru menjelaskan materi menggunakan media flashcard.



15. Peserta didik diminta mengamati gambar pada flashcard. Contoh kalimat guru untuk peserta didik: Look at the picture. The first picture (sambil menunjuk gambar pada flashcard).

Contoh pertanyaan guru: What date is it? What month is it? How you say the dates?

16. Guru memberikan contoh jawaban dan meminta peserta didik mengulangi kalimat yang diucapkan guru. Contoh kalimat guru untuk peserta didik: “ Repeat after me: What date is it? It is fourth. What month is it? It is January. How you say the dates? Today is January the fourth.

17. Guru meminta peserta didik menjawab pertanyaan pada gambar flashcard berikutnya.

18. Flashcard berikutnya:



19. Peserta didik diminta mengamati gambar pada flashcard. Contoh kalimat guru untuk peserta didik: Look at the picture. The first picture (sambil menunjuk gambar pada flashcard).

Contoh pertanyaan guru: How you say the dates?

20. Guru memberikan contoh jawaban dan meminta peserta didik mengulangi kalimat yang diucapkan guru. Contoh kalimat guru untuk peserta didik: “

Repeat after me: How you say the dates? Today is Saturday January, tenth

21. Guru meminta peserta didik menjawab pertanyaan pada gambar flashcard berikutnya.

22. Guru meminta peserta didik membuat 4 kelompok yang terdiri dari 4-5 orang per kelompok. Peserta didik saling bertanya secara bergantian menggunakan flashcard untuk memastikan mereka memahami menyebutkan dan membuat tanggal dan bulan.

23. Selanjutnya, guru mengatakan kepada peserta didik bahwa hari ini akan bermain game. Contoh kalimat guru untuk peserta didik: Today we are going to play a game. It's called Whispering Game. Would you like to play the game?

24. Guru meminta 4 peserta didik maju ke depan sebagai model.

25. Guru mencontohkan cara memainkannya. Contoh kalimat guru untuk peserta didik:

Guru: Make a row please! Look, I have some cards. There are names of the day, dates, months on the cards. I will whisper one name of the day, dates, month to the student in the last row. She/he will whisper to the friend in front her/him quickly.

It goes on that way until the student in the front row hears the word. Then, she/he have to say the word to the class. She/he has to find the name of the day, dates, month quickly.

26. Peserta didik memainkan game ini dengan teman sekelompoknya yang telah dibentuk sebelumnya.



27. Kegiatan ini dapat diulang untuk memperkuat pemahaman peserta didik mengenai materi yang dipelajari.

Kegiatan

Penutup:

- Menyimpulkan materi pembelajaran bersama siswa.
- Memberikan umpan balik terhadap proses dan hasil pembelajaran
- Mengucapkan salam perpisahan

Attachment 9. Post Test Cycle II Sheet

 Nama :  No :

Task 1
Complete the following dates correctly!
(Lengkapi tanggal berikut ini dengan benar!)

1st First	2nd	3rd	4th	5th Fifth	6th
7th	8th	9th	10th Tenth	11th	12th
13th	14th	15th	16th	17th Seventeenth	18th
19th Nineteenth	20th	21st	22nd	23rd	24th
25th	26th Twenty sixth	27th	28th	29th	30th

YR





Nama :



No :

Task 7


Write sentences based on the date on the picture!

[Tuliskan kalimat-kalimat berdasarkan tanggal pada gambar!]

Example :



Today is April the first.

1.  =

2.  =

3.  =

4.  =

5.  =





Nama :



No :

Task 9

Look at the picture and write the answer!
(Lihatlah gambarnya dan tulislah jawabannya!)



Today is Monday, March 10th



Today is



Today is



Today is



Today is



Today is



Attachment 10. The Result of Post Test Cycle II

No	Students Name	Pre-Test Score	Information
1.	A.A.Ayu Meika Awidiyanti	92	Complete
2.	I Gede Waris Setia Pratama	96	Complete
3.	I Kadek Agus Arya Wibawa	80	Complete
4.	I Putu Pande Winda Mahardika	72	Not Complete
5.	Ida Ayu Made Sinta Widyantari	96	Complete
6.	Ida Ayu Veiniwandita	94	Complete
7.	Ida Bagus Putu Nanda Tresna Putra	68	Not Complete
8.	Kadek Adesta Surya Vradana	96	Complete
9.	Made Resya	80	Complete
10.	Ni Komang Ayu Ariska Putri	94	Complete
11.	Komang Febri	76	Complete
12.	Ni Luh Wacitra Sutha Manik	92	Complete
13.	Ni Made Anita	96	Complete
14.	Ni Made Aura Veda Aishvarya	96	Complete
15.	Ni Made Risma Dwi Paramita	90	Complete
16.	Ni Putu Salya Hita Amrita D	90	Complete
17.	Ni Putu Wahyuni	90	Complete
18.	Ni Putu Wulan Septiani	94	Complete
Total		1.592	
Mean Score		84,4	
Classical Mastery		88,8 %	

Attachment 11. Students Post Test Cycle II Result

Nama: Kadek Agus Arya Wilawa No: 8

Task 1
Complete the following dates correctly!
(Lengkapi tanggal berikut ini dengan benar!)

1st First	2nd <u>second</u>	3rd <u>third</u>	4th <u>fourth</u>	5th Fifth	6th <u>sixth</u>
7th <u>seventh</u>	8th <u>eighth</u>	9th <u>ninth</u>	10th Tenth	11th <u>eleventh</u>	12th <u>twelfth</u>
13th <u>thirteenth</u>	14th <u>fourteenth</u>	15th <u>fifteenth</u>	16th <u>sixteenth</u>	17th Seventeenth	18th <u>eighteenth</u>
19th Nineteenth	20th <u>twentieth</u>	21st <u>twenty-first</u>	22nd <u>twenty-second</u>	23rd <u>twenty-third</u>	24th <u>twenty-fourth</u>
25th <u>twenty-fifth</u>	26th Twenty sixth	27th <u>twenty-seventh</u>	28th <u>twenty-eighth</u>	29th <u>twenty-ninth</u>	30th <u>thirtieth</u>





Nama :


No :


Task 7


Write sentences based on the date on the picture!
(Tuliskan kalimat-kalimat berdasarkan tanggal pada gambar!)


Example :  Today is April the first.

1.  = Today is march the fifth

2.  = Today is july the eleventh

3.  = Today is february the twenty first

4.  = Today is november the sixteenth

5.  = today is june the ninth



Nama :

No :

Task 9

Look at the picture and write the answer!
(Lihatlah gambarnya dan tuliskan jawabannya!)

March
10
Monday

Today is Monday, March 10th

February
6
Thursday

Today is Thursday, February 6th

December
7
Sunday

Today is Sunday, December 7th

August
23
Saturday

Today is Saturday, August 23rd

May
9
Friday

Today is Friday, May 9th

June
17
Tuesday

Today is Tuesday, June 17th



Nama: Ni Pulo Galyla Hita Anita

No: 16

90

Task 1

Complete the following dates correctly!
(Lengkapi tanggal berikut ini dengan benar!)

1st First	2nd Second	3rd Third	4th Fourth	5th Fifth	6th Sixth
7th Seventh	8th Eighth	9th Ninth	10th Tenth	11th Eleventh	12th Twelfth
13th Thirteenth	14th Fourteenth	15th Fifteenth	16th Sixteenth	17th Seventeenth	18th Eighteenth
19th Nineteenth	20th Twentieth	21st Twenty First	22nd Twenty second	23rd Twenty third	24th Twenty fourth
25th Twenty fifth	26th Twenty sixth	27th Twenty seventh	28th Twenty eighth	29th Twenty ninth	30th Thirtieth



Nama :

No :

Task 7

Write sentences based on the date on the picture!
[Tuliskan kalimat-kalimat berdasarkan tanggal pada gambar!]

Example :



Today is April the first.

1.



= Today is March the fifth.

2.



= today is July the eleventh

3.



= today is february the twenty first.

4.



= today is november the sixteenth

5.



= Today is June the ninth



Nama :

No :

Task 9

Look at the picture and write the answer!
(Lihatlah gambarnya dan tuliskan jawabannya!)

March
10
Monday

Today is Monday, March 10th

February
6
Thursday

Today is Thursday, February 6th

December
7
Sunday

Today is Sunday, December 7th

August
23
Saturday

Today is Saturday, August 23rd

May
9
Friday

Today is Friday, May 9th

June
17
Tuesday

Today is Tuesday, June 17th



Nama : Kolobagus putramando utisna putra

No : 7

Task 1

Complete the following dates correctly!
(Lengkapi tanggal berikut ini dengan benar!)

1 st First	2 nd Second	3 rd third	4 th fourth	5 th Fifth	6 th Sixth
7 th Seventh	8 th Eighth	9 th Ninth	10 th Tenth	11 th Eleventh	12 th twelfth
13 th thirteenth	14 th fourteen	15 th fifteen	16 th sixteen	17 th Seventeenth	18 th eighteen
19 th Nineteenth	20 th twentieth	21 st twenty	22 nd twenty second	23 rd twenty third	24 th twenty four
25 th twenty fifth	26 th Twenty sixth	27 th twenty seventh	28 th twenty eight	29 th twenty ninth	30 th thirtieth



Nama :

No :






Task 7

Write sentences based on the date on the picture!
(Tuliskan kalimat-kalimat berdasarkan tanggal pada gambar!)

Example :



Today is April the first.

1.  = today is march the fifth
2.  = today is July the eleventh
3.  = today is February the 21st
4.  = today is november the sixteenth
5.  = today is June the ninth



Nama :

No :

Task 9

Look at the picture and write the answer!
(Lihatlah gambarnya dan tuliskan jawabannya!)

March
10
Monday

Today is Monday, March 10th

February
6
Thursday

Today is ~~Thursday, February 6~~.....th

December
7
Sunday

Today is ~~Sunday, December 7~~.....th

August
23
Saturday

Today is ~~Saturday, August 23~~.....th

May
9
Friday

Today is ~~Friday, May 9~~.....th

June
17
Tuesday

Today is ~~Tuesday, June 17~~.....th



Attachment 12. Comparison Post test Cycle I and Cycle II

No	Students Name	Students Score			Information
		Before Action	Cycle I	Cycle II	
1.	Student-1	68	80	92	Complete
2.	Student-2	68	80	96	Complete
3.	Student-3	74	80	80	Complete
4.	Student-4	38	56	72	Not Complete
5.	Student-5	48	60	96	Complete
6.	Student-6	72	80	94	Complete
7.	Student-7	46	56	68	Not Complete
8.	Student-8	56	84	96	Complete
9.	Student-9	32	64	80	Complete
10.	Student-10	66	76	94	Complete
11.	Student-11	28	48	76	Complete
12.	Student-12	64	80	92	Complete
13.	Student-13	84	96	96	Complete
14.	Student-14	90	96	96	Complete
15.	Student-15	80	76	90	Complete
16.	Student-16	54	48	90	Complete
17.	Student-17	60	80	90	Complete
18.	Student-18	64	76	94	Complete


Total	1.092	1.316	1.592	
Mean Score	60,5	73,1	84,4	
Classical Mastery	16,6 %	66,6 %	88,8 %	



Attachment 13. Flashcards Used in Cycle I



Attachment 14. Flashcards Used in Cycle II



Attachment 15. Documentation



Researchers conducted a pre-test in class 5 SD N 3 Cempaga



In the first meeting of cycle I, the researcher give the explanation about superlative degree, how to make sentense with superlative degree and how to use superlative adjectives to describe characteristics of humans, animals, and other objects using flashcard teaching media.



At the second meeting cycle I, researchers continued the material taught at the previous meeting, followed by playing games with groups using flashcards to make the learning atmosphere more fun.



At the first meeting of cycle II, the researcher explained the material about how to say date in English using flashcards.



At the second meeting of cycle II, the researcher continued to explain the material and continued by playing the whispering game.

