

## PRE TEST TEACHING MODULE

### MODUL AJAR KURIKULUM MERDEKA BAHASA INGGRIS KELAS 4 SDN 3 CEMPAGA

#### INFORMASI UMUM

<b>A. IDENTITAS MODUL</b>	
Compiler	Ni Komang Ari astuti
Instansi	SDN 3 CEMPAGA
Year Compiled	Tahun 2024/2025
Shool level	SD
Subjeck	Bahasa Inggris
Class	IV
Key word	What is be on time?
Time alocation	30 Menit
Number of student	18 Siswa
Learning model	Face to face
Asessment	Asesmen individual ( asesmen formatif)
<b>B. LEARNING OBJECTIVES</b>	
<input type="checkbox"/> It is expected that students or learners understand the importance of time discipline and how the habit of being on time can help them become more organized in their daily activities.	
<b>C. STUDENT PROFIL PANCASILA</b>	
<ul style="list-style-type: none"><li>• MANDIRI</li><li>• CREATIVE</li><li>• GOTONG ROYONG</li></ul>	
<b>D. FACILITIES AND INFRASTRUCTURE</b>	
<input type="checkbox"/> Whiteboard, markers, laptop, audiovisual media and projector.	
<b>E. TARGET LEARNERS</b>	

Siswa regular yang aktif dalam kegiatan pembelajaran. Serta siswa yang mampu menyimak dan mengikuti kegiatan pembelajaran dengan baik

#### **F. LEARNING PREPARATION**

Opening:

1. Greetings
2. Pray according to each belief
3. Singing the national anthem and national compulsory songs
4. Checking attendance
5. Conditioning the class to be disciplined and fun while following the ongoing learning.
6. Giving ice breaking

Core activities:

1. The teacher presents the material and learning objectives.
2. The teacher explains the learning material about being on time using audiovisual media and projectors.
3. The teacher tries to make learning more active and conducive, such as asking questions or giving students the opportunity to ask questions related to the material that has been taught.
4. The teacher monitors the students in doing the assignment.

1. Closing:
2. Summarize the learning material with students
3. - Provide feedback on the learning process and results

# ATTEACHAED PRE-TEST SHEET

Bangli, 14 Februari 2025

## SOAL PRE TEST BAHASA INGGRIS KELAS IV

### BE ON TIME

I. Answer The Following  
Question correkly

1. What does "be on time"  
mean?

- a. Always working
- b. Never being lats
- c. Walking fast
- d. Eating on time

2. If you are asked to come at  
7:00, what should you do?

- a. Arrive at 7:30
- b. Arrive at 6:45
- c. Wait until 7:15
- d. Stay at home

3. Look at the picture below!



He gets up at.....

- a. Twelve o'clock
- b. Sik o'clock
- c. Half past six
- d. Half twelve

4. If a bus leaves at 7:00 AM,  
what time should you leave  
home?

- a. 6:30 AM
- b. 7:00 AM
- c. 6:50 AM
- d. 7:10 AM

5. Look at the picture below!



What time is it?

- a. Quater to four
- b. Quater to five
- c. Quater to six

d. Quarter to seven

6. How is punctuality shown in school?

- a. Arriving after class starts
- b. Arriving just before class starts
- c. Always arriving on time
- d. Leaving before the bell rings

7. Look at the picture below!



I have breakfast at..... a.

Quarter past six

b. Half past six

c. Quarter to six

d. Half past seven

8. Which of these is an example of being on time?

- a. Arriving at 8:00 AM when school starts at 8:00 AM
- b. Arriving at 8:30 AM when school starts at 8:00 AM
- c. Arriving at 7:00 AM
- d. Arriving at 9:00 AM

9. what time is it?



a. Half past eleven

b. Quarter past ten

c. Half past ten

d. Quarter past eleven

10. If your school is 10 minutes away and starts at 8:00 AM, when should you leave?

a. 7:45 AM

b. 8:00 AM

c. 8:15 AM

d. 7:30 AM

11. What time is it....?



a. Quarter past one

b. Half past one

c. Quarter past two

d. Half past two

12. How can you be sure to get to school on time?

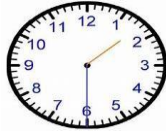
- a. Leave early
- b. Wake up late
- c. Go to school late
- d. Skip breakfast

13. What time is it?



- a. It is quarter past twelve
- b. It is quarter past one
- c. It is three o'clock
- d. It is half past two

14. What time is it?



- a. It is half past twelve
- b. It is half past one
- c. It is six o'clock
- d. It is quarter one

15. What time is it? It is ...



- a. Three o'clock
- b. Four o'clock
- c. Twelve o'clock
- d. Two o'clock

16. He plays football at ...



- a. Quarter past three
- b. Quarter to four
- c. Half past three
- d. Three o'clock

17. My mother cooks in the kitchen at ....



- a. Quarter to eight
- b. Quarter past seven
- c. Half past eight
- d. Seven o'clock

18. My father goes to his office at a quarter past seven

- a. 07.00
- b. 07.30
- c. 07.15
- d. 07.45

19. My teacher arrives school at half past six.

- a. 04.30
- b. 05.30
- c. 06.30
- d. 07.30

20. There are.... minutes in a hour.

- a. Sixty
- b. Seventy
- c. Twenty
- d. fifteen

Attachment documentation of student pre test learning outcomes

S = 3  
B = 17      85

Bangli, 14 Februari 2025

Nama : Iida Ayu Komang Sinda Pramestari  
Nomor : 10  
Kelas : 4


SOAL PRE TEST BAHASA INGGRES KELAS IV  
BE ON TIME

Answer The Following Question  
correctly

1. What does "be on time" mean?  
a. Always working  
b. Never being late  
c. Walking fast  
 d. Eating on time

2. If you are asked to come at 7:00, what should you do?  
a. Arrive at 7:30  
 b. Arrive at 6:45  
c. Wait until 7:15  
d. Stay at home


3. Look at the picture below!



He gets up at.....  
a. Twelve o'clock  
 b. Six o'clock  
c. Half past six  
d. Half twelve

4. If a bus leaves at 7:00 AM, what time should you leave home?  
a. 6:30 AM  
b. 7:00 AM  
 c. 6:50 AM  
d. 7:10 AM


5. Look at the picture below!



What time is it?  
a. Quarter to four  
b. Quarter to five  
c. Quarter to six  
 d. Quarter to seven

6. How is punctuality shown in school?  
 a. Arriving after class starts  
b. Arriving just before class starts  
 c. Always arriving on time  
d. Leaving before the bell rings

7. Look at the picture below!



I have breakfast at....  
 a. Quarter past six  
b. Half past six  
c. Quarter to six  
d. Half past seven



8. Which of these is an example of being on time?

- a. Arriving at 8.00 AM when school starts at 8.00 AM
- b. Arriving at 8.30 AM when school starts at 8.00 AM
- c. Arriving at 7.00 AM
- d. Arriving at 9.00 AM

9. What time is it?



- a. Half past eleven
  - b. Quarter past ten
  - c. Half past ten
  - d. Quarter past eleven
10. If your school is 10 minutes away and starts at 8.00 AM, when should you leave?

- a. 7.45 AM
- b. 8.00 AM
- c. 8.15 AM
- d. 7.30 AM

11. What time is it...?



- a. Quarter past one
- b. Half past one
- c. Quarter past two
- d. Half past two

12. How can you be sure to get to school on time?

- a. Leave early
- b. Wake up late
- c. Go to school late
- d. Skip breakfast

13. What time is it?



- a. It is quarter past twelve

- b. It is quarter past one
- c. It is three o'clock
- d. It is half past two

14. What time is it?



- a. It is half past twelve
- b. It is half past one
- c. It is six o'clock
- d. It is quarter one

15. What time is it? It is ...



- a. Three o'clock
- b. Four o'clock
- c. Twelve o'clock
- d. Two o'clock

16. He plays football at ...



- a. Quarter past three
- b. Quarter to four
- c. Half past three
- d. Three o'clock

17. My mother cooks in the kitchen at ...



- a. Quarter to eight
- b. Quarter past seven
- c. Half past eight
- d. Seven o'clock



18. My father goes to his office at a quarter past seven

- a. 07.00
- b. 07.30
- c. 07.15
- d. 07.45

19. My teacher arrives school at half past six.

- a. 04.30
- b. 05.30
- c. 06.30

d. 07.30

20. There are ... minutes in a hour.

- a. Sixty
- b. Seventy
- c. Twenty
- d. Fifteen



S = 8  
B = 12 80

Bangli, 14 Februari 2025

Nama : I DEWA AGUNG AYU KARTIKA JUTIANTRI  
Nomor : 2  
Kelas : 4

SOAL PRE TEST BAHASA INGGRIS KELAS IV  
BE ON TIME

I. Answer The Following Question  
correctly

1. What does "be on time" mean?  
 a. Always working  
 b. Never being late  
 c. Walking fast  
 d. Eating on time
2. If you are asked to come at 7:00, what should you do?  
 a. Arrive at 7:30  
 b. Arrive at 6:45  
 c. Wait until 7:15  
 d. Stay at home
3. Look at the picture below!



He gets up at.....

- a. Twelve o'clock
- b. Six o'clock
- c. Half past six
- d. Half twelve

4. If a bus leaves at 7:00 AM, what time should you leave home?

- a. 6:30 AM
- b. 7:00 AM
- c. 6:50 AM
- d. 7:10 AM

5. Look at the picture below!



What time is it?

- a. Quarter to four
- b. Quarter to five
- c. Quarter to six
- d. Quarter to seven

6. How is punctuality shown in school?

- a. Arriving after class starts
- b. Arriving just before class starts
- c. Always arriving on time
- d. Leaving before the bell rings

7. Look at the picture below!



I have breakfast at....

- a. Quarter past six
- b. Half past six
- c. Quarter to six
- d. Half past seven



8. Which of these is an example of being on time?
- a. Arriving at 8:00 AM when school starts at 8:00 AM
  - b. Arriving at 8:30 AM when school starts at 8:00 AM
  - c. Arriving at 7:00 AM
  - d. Arriving at 9:00 AM



9. What time is it?
- a. Half past eleven
  - b. Quarter past ten
  - c. Half past ten
  - d. Quarter past eleven
10. If your school is 10 minutes away and starts at 8:00 AM, when should you leave?
- a. 7:45 AM
  - b. 8:00 AM
  - c. 8:15 AM
  - d. 7:30 AM

11. What time is it...?



- a. Quarter past one
- b. Half past one
- c. Quarter past two
- d. Half past two

12. How can you be sure to get to school on time?

- a. Leave early
- b. Wake up late
- c. Go to school late
- d. Skip breakfast

13. What time is it?



- a. It is quarter past twelve

- b. It is quarter past one
  - c. It is three o'clock
  - d. It is half past two
14. What time is it?



- a. It is half past twelve
  - b. It is half past one
  - c. It is six o'clock
  - d. It is quarter one
15. What time is it? It is ...



- a. Three o'clock
  - b. Four o'clock
  - c. Twelve o'clock
  - d. Two o'clock
16. He plays football at ...



- a. Quarter past three
- b. Quarter to four
- c. Half past three
- d. Three o'clock

17. My mother cooks in the kitchen at ....



- a. Quarter to eight
- b. Quarter past seven
- c. Half past eight
- d. Seven o'clock



18. My father goes to his office at a quarter past seven

- a. 07.00
- b. 07.30
- c. 07.15
- d. 07.45

19. My teacher arrives school at half past six.

- a. 04.30
- b. 05.30
- c. 06.30

d. 07.30

20. There are... minutes in a hour.

- a. Sixty
- b. Seventy
- c. Twenty
- d. Fifteen



S = 5  
B = 15      75

Bangli, 14 Februari 2025

Nama : MI KADEK SERUNI ASTUNI  
Nomor : 15  
Kelas : 4

SOAL PRE TEST BAHASA INGGRIS KELAS IV  
BE ON TIME

Answer The Following Question  
correctly

1. What does "be on time" mean?

- a. Always working
- b. Never being late
- c. Walking fast
- d. Eating on time

2. If you are asked to come at 7:00, what should you do?

- a. Arrive at 7:30
- b. Arrive at 6:45
- c. Wait until 7:15
- d. Stay at home

3. Look at the picture below!




He gets up at.....

- a. Twelve o'clock
- b. Six o'clock
- c. Half past six
- d. Half twelve

4. If a bus leaves at 7:00 AM, what time should you leave home?

- a. 6:30 AM
- b. 7:00 AM
- c. 6:50 AM
- d. 7:10 AM

5. Look at the picture below!



What time is it?

- a. Quarter to four
- b. Quarter to five
- c. Quarter to six
- d. Quarter to seven

6. How is punctuality shown in school?

- a. Arriving after class starts
- b. Arriving just before class starts
- c. Always arriving on time
- d. Leaving before the bell rings

7. Look at the picture below!



I have breakfast at.....

- a. Quarter past six
- b. Half past six
- c. Quarter to six
- d. Half past seven



8. Which of these is an example of being on time?

- a. Arriving at 8:00 AM when school starts at 8:00 AM
- b. Arriving at 8:30 AM when school starts at 8:00 AM
- c. Arriving at 7:00 AM
- d. Arriving at 9:00 AM



- a. Half past eleven
  - b. Quarter past ten
  - c. Half past ten
  - d. Quarter past eleven
10. If your school is 10 minutes away and starts at 8:00 AM, when should you leave?

- a. 7:45 AM
- b. 8:00 AM
- c. 8:15 AM
- d. 7:30 AM

11. What time is it... ?



- a. Quarter past one
- b. Half past one
- c. Quarter past two
- d. Half past two

12. How can you be sure to get to school on time?

- a. Leave early
- b. Wake up late
- c. Go to school late
- d. Skip breakfast

13. What time is it?



- a. It is quarter past twelve

- b. It is quarter past one
  - c. It is three o'clock
  - d. It is half past two
14. What time is it?



- a. It is half past twelve
- b. It is half past one
- c. It is six o'clock
- d. It is quarter one

15. What time is it? It is ...



- a. Three o'clock
- b. Four o'clock
- c. Twelve o'clock
- d. Two o'clock

16. He plays football at ...



- a. Quarter past three
- b. Quarter to four
- c. Half past three
- d. Three o'clock

17. My mother cooks in the kitchen at ...



- a. Quarter to eight
- b. Quarter past seven
- c. Half past eight
- d. Seven o'clock



18. My father goes to his office at a quarter past seven

- a. 07.00
- b. 07.30
- c. 07.15
- d. 07.45

19. My teacher arrives school at half past six.

- a. 04.30
- b. 05.30
- c. 06.30

d. 07.30

20. There are ... minutes in a hour

- a. Sixty
- b. Seventy
- c. Twenty
- d. Fifteen



Table: English pre test table grade 4 SDN 3 cempaga

No	Nama Siswa	Nilai Pre test	Keterangan
1	Ida Ayu Komang sinta prmeswari	85	pass
2	Ida I Dw agung tya prabadiva	76	pass
3	Ni Putu Febry prameswari	44	Not pass
4	I Made krisna jumna saputra	70	Not pass
5	I Made Abhi sana pararma kirna	75	pass
6	Ida Bagus trysuyana brahmana siva s	52	Not pass
7	Ni Putu Ayu kartika putri	72	Not pass
8	Ni Nengah yuninda sari	46	Not pass
9	Ni Made Ari Angita putri	82	pass
10	Ida ayu arisya satya kinasih	76	pass
11	I Dewa agung ayu kartika jutian tini	40	Not pass
12	I Dewa agung ayu kartika sugian tina	80	pass
13	I kadek seruni astuti	75	pass
14	Ni kadek yunda riyanti	32	Not pass
15	I Gusti komang sucita cahyakusuma	60	Not pass
16	Ida Ayu ega dania santika	36	Not pass
17	I luh putu ika sri wulandari	80	pass
18	Ida Ayu made rina jayanti p	82	pass
	<b>Total student score</b>	<b>1.027</b>	
	<b>Classical Value</b>	<b>50%</b>	
	<b>Mean score</b>	<b>57.05</b>	

## DOCUMENTATION PRE TEST



Students are given a pre-test practice question sheet and directed how to work on it; then students answer the questions given independently.

**MODUL AJAR KURIKULUM MERDEKA**  
**BAHASA INGGRIS KELAS 4 SDN 3 CEMPAGA**  
**SIKLUS 1**

**INFORMASI UMUM**

<b>B. IDENTITAS MODUL</b>	
Penyusun	Ni Komang Ari astuti
Instansi	SDN 3 CEMPAGA
Tahun penyusun	Tahun 2024/2025
Jenjang sekolah	SD
Mata pelajaran	Bahasa Inggris
Fase/ kelas	IV
Kata kunci	HOW DO YOU GO TO SCHOOL
Alokasi waktu	30 Menit
Jumlah siswa	18 Siswa
Model pembelajaran	Tatap muka
Asessment	Asesmen individual ( asesmen formatif)
<b>C. TUJUAN PEMBELAJARAN</b>	

- membantu siswa atau peserta didik memahami dan mengembangkan keterampilan dalam berbicara, menulis, serta memahami rutinitas atau kegiatan yang dilakukan setiap hari dalam kehidupan mereka.

#### **D. PROFIL PELAJAR PANCASILA**

- Mandiri
- Kreatif
- Bergotong royong

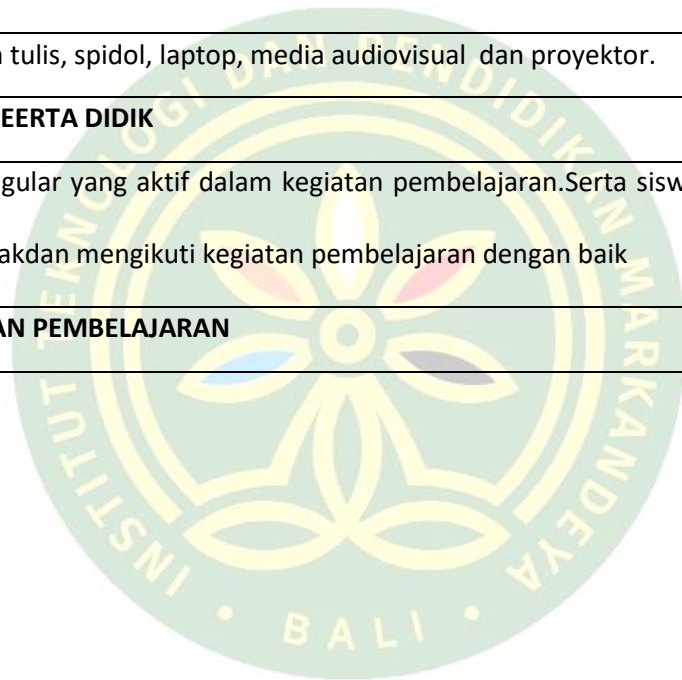
#### **E. SARANA DAN PRASARANA**

- Papan tulis, spidol, laptop, media audiovisual dan proyektor.

#### **F. TARGET PEERTA DIDIK**

Siswa regular yang aktif dalam kegiatan pembelajaran. Serta siswa yang mampu menyimak dan mengikuti kegiatan pembelajaran dengan baik

#### **G. PERSIAPAN PEMBELAJARAN**



Pembukaan:

- Mengucapkan salam
- Berdoa menurut keyakinan masing- masing
- Menyanyikan lagu kebangsaan dan lagu wajib nasional
- Mengecek kehadiran
- Mengkondisikan kelas agar disiplin dan menyenangkan saat mengikuti pembelajaran yang sedang berlangsung.

Kegiatan inti:

- Guru menyampaikan materi dan tujuan pembelajaran
- Guru menerangkan materi pembelajaran tentang How do you go to school dengan menggunakan media audiovisual
- Mengupayakan pembelajaran agar lebih aktif dan kondusif
- memberikan pertanyaan atau memberi kesempatan siswa untuk bertanya terkait dengan materi yang telah diajarkan.
- Guru meminta peserta didik untuk mendengarkan penjelasan tentang materi yang diajarkan dengan menggunakan media audiovisua berbasi youtube.
- Peserta didik memperhatikan dan menyimak penjas guru serta menjawab pertanyaan tentang materi yang di ajarkan.
- Guru mengajukan beberapa pertanyaan kepada siswa tentang materi yang diajarkan.

Penutup:

- Menyimpulkan materi pembelajaran bersama siswa
- Memberikan umpan balik terhadap proses dan hasil pembelajaran

Pertemuan ke 2 :

- Guru memberikan stimulus tentang materi yang sudah diajarkan pada pertemuan pertama.
- Menjelaskan kembali tentang materi yang sebelumnya sudah diajarkan .
- Memberikan siswa kesempatan untuk bertanya terkait materi yang sudah diajarkan sebelumnya.

**Kegiatan akhir pertemuan II**

- Peserta didik dibagikan lembar evaluasi.
- Peserta didik mengerjakan lembar evaluasi secara mandiri.
- Peserta didik menyampaikan perasaan tentang kegiatan hari ini
- Peserta didik dibantu oleh guru merefleksikan apa saja yang telah dipelajari hari ini.
- Peserta didik menyimak penjelasan guru tentang pembelajaran selanjutnya.
- Peserta didik dan guru menutup pembelajaran hari ini dengan mengucapkan paramesanthi, berdoa, menyanyikan yel” pramuka.

SCYCLE 1

SOAL POST TEST BAHASA INGGRIS KELAS IV  
HOW DO YOU GO TO SCHOOL

I. Answer the Following Question

Correktly

1. Look at the picture below!



What is it?

- a. It is a pedicab
  - b. It is a bike
  - c. It is a motorcycle
  - d. It is a truck
2. Look at the picture below!



What is that?

- a. That is a car
  - b. That is a bus
  - c. That is a truck
  - d. That is a pedicab
3. I go to school by motorcycle

Kata yang bergaris bawah artinya adalah....

- a. Mobil
- b. Sepeda
- c. Sepeda motor
- d. Becak

4. Ani goest to school by bus

Arti dari kalimat tersebut adalah....

- a. Ani pergi ke sekolah naik sepeda
- b. Ani pergi ke sekolah berjalan kaki
- c. Ani pergi ke sekolah naik bis
- d. Ani pulang dari sekolah naik becak

5. Bahasa inggris dari “ Ayah pergi ke kantor naik mobil”

Adalah....

- a. Father goes to office by car
- b. Father goes to office by motorcycle
- c. Uncle goes to school by car
- d. Uncle goes to school by pedicab

6. Look at the picture below!



Mother goes to the market....

- a. By motorcycle
- b. By car
- c. By bike
- d. On foot

7. Look at the picture below!



Mr. Tono goes to work....

- a. By bike
- b. By motorcycle
- c. By car
- d. On foot

8. Divan : how do you go to school?

Fara : .....

Kalimat yang tepat untuk melengkapi percakapan tersebut adalah....

- a. No, it isn't
- b. Yes, it is
- c. I go to school by bus
- d. It is a bus

9. Look at the picture below!



How does Tina go to school?

- a. Tina goes to school on foot
- b. Tina goes to school by motorcycle
- c. Tina goes to school by bike
- d. Tina goes to school by train

10. Look at the picture below!



How does Mr. Rendi go to Nusa Penida?

- a. Mr. rendi goes to Nusa Penida by ship
- b. Mr. rendi goes to Nusa penida by plane
- c. Mr. rendi goes to nusa Penida by train

d. Mr. rendi goes to Nusa Penida by boat

11. Kikan : .... ?

Angga : i go to school by pedicab  
Kalimat tanya yang tepat untuk melengkapi titik-titik tersebut adalah....

- a. What is it?
- b. How do you go to school?
- c. Is it a pedicab?
- d. Where do you go?

12. Look at the picture below!



Mr. zaki goes to jakarta by....

- a. Plane
- b. Helicopter
- c. Train
- d. Ship

13. O-m-t-r-c-e-l-o-y-c, jika di susun menjadi kalimat yang benar adalah....

- a. Ryclemotor
- b. Cyclemotor
- c. Motorcycle
- d. Motorleyc

14. Look at the picture below!



What is that?

- a. Pedicab
- b. Car
- c. Train
- d. Boat

15. Look at the picture below!



- a. Pedicab
- b. Motorcycle
- c. Helicopter
- d. Plan

16. Bahasa Inggris dari “saya pergi ke sekolah jalan kaki” adalah....

- a. I goes to school by train
- b. I goes to school on foot
- c. I goes to school by car
- d. I goes to school by plane

17. P-c-a-b-e-i-d jika di susun menjadi kalimat yang benar adalah....

- a. Bedicab
- b. [edicab
- c. Cadiped
- d. Cedicab

18. Look at the picture!



What is that?

- a. Plan
- b. Train
- c. Helicopter
- d. Bike

19. Look at the picture!



Tino goes to school by?

- a. Car
- b. Plan
- c. Bus

20. Look at the picture below



What is that?

- a. Bus
- b. Car
- c. Truck
- d. motorcycle

# Attachment documentation of student learning outcomes cycle 1

S = 5  
B = 15


Bangli, 16 Mei 2025

Nama : Dewa Agung Ayu Karyika Srijantini  
Nomor : 2  
Kelas : 4

SOAL POST TEST BAHASA INGGRIS KELAS IV  
HOW DO YOU GO TO SCHOOL

I. Answer the Following Question  
Correctly


1. Look at the picture below!



What is it?

- a. It is a pedicab
- b. It is a bike
- c. It is a motorcycle
- d. It is a truck

2. Look at the picture below!



What is that?

- a. That is a car
- b. That is a bus
- c. That is a truck
- d. That is a pedicab

3. I go to school by motorcycle  
Kata yang bergaris bawah artinya adalah....

- a. Mobil
- b. Sepeda
- c. Sepeda motor
- d. Becak


4. Ani goes to school by bus  
Arti dari kalimat tersebut adalah....

- a. Ani pergi ke sekolah naik sepeda
- b. Ani pergi ke sekolah berjalan kaki
- c. Ani pergi ke sekolah naik bus
- d. Ani pulang dari sekolah naik becak

5. Bahasa Inggris dari " Ayah pergi ke kantor naik mobil" adalah....

- a. Father goes to office by car
- b. Father goes to office by motorcycle
- c. Uncle goes to school by car
- d. Uncle goes to school by pedicab

6. Look at the picture below!



Mother goes to the market....

- a. By motorcycle
- b. By car
- c. By bike
- d. On foot

S = 7      05

7. Look at the picture below!



Mr. Tono goes to work....

- a. By bike
- b. By motorcycle
- c. By car
- d. On foot

8. Divan : how do you go to school?

Fara : .....

Kalimat yang tepat untuk melengkapi percakapan tersebut adalah....

- a. No, it isn't
- b. Yes, it is
- c. I go to school by bus
- d. It is a bus

9. Look at the picture below!



How does Tina go to school?

- a. Tina goes to school on foot
- b. Tina goes to school by motoreycle
- c. Tina goes to school by bike
- d. Tina goes to school by train

10. Look at the picture below!



How does Mr. Rendi go to Nusa Penida?

- a. Mr. rendi goes to Nusa Penida by ship
- b. Mr. rendi goes to Nusa penida by plane

- c. Mr. rendi goes to nusa Penida by train
- d. Mr. rendi goes to Nusa Penida by boat

11. Kikan : .... ?

Angga : i go to school by pedicab  
Kalimat tanya yang tepat untuk melengkapi titik-titik tersebut adalah....

- a. What is it?
- b. How do you go to school?
- c. Is it a pedicab?
- d. Where do you go?

12. Look at the picture below!



Mr. zaki goes to jakarta by....

- a. Plane
- b. Helicopter
- c. Train
- d. Ship

13. O-m-t-r-e-e-l-o-y-c, jika di susun menjadi kalimat yang benar adalah....

- a. Ryclemotor
- b. Cyclemotor
- c. Motoreycle
- d. Motorlecy

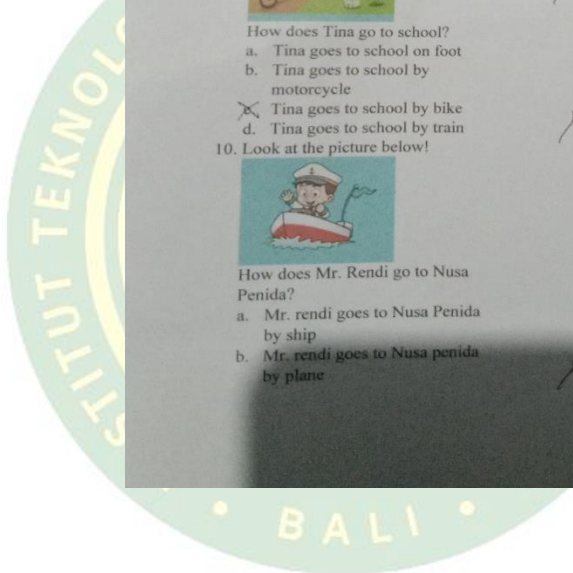
14. Look at the picture below!



What is that?

- a. Pedicab
- b. Car
- c. Train
- d. Boat

15. Look at the picture below!





- a. Pedicab
- b. Motorcycle
- c. Helicopter
- d. Plan

16. Bahasa Inggris dari "saya pergi ke sekolah jalan kaki" adalah...

- a. I goes to school by train
- b. I goes to school on foot
- c. I goes to school by car
- d. I goes to school by plane

17. P-c-a-b-e-i-d jika di susun menjadi kalimat yang benar adalah...

- a. Bedicab
- b. Jedicab
- c. Cadiped
- d. Cedicab

18. Look at the picture!



- What is that?
- a. Plan
  - b. Train
  - c. Helicopter
  - d. Bike

19. Look at the picture!




Tino goes to school by?

- a. Truck
- b. Car
- c. Plan
- d. Bus

20. Look at the picture below



- What is that?
- a. Bus
  - b. Car
  - c. Truck
  - d. motorcycle



S=3  
B=17

85

Bangli, 16 Mei 2025

Nama : Ida Ayu Komang Sinta Prameswari  
Nomor : 9  
Kelas : 4

SOAL POST TEST BAHASA INGGRIS KELAS IV  
HOW DO YOU GO TO SCHOOL

I. Answer the Following Question  
Correctly

1. Look at the picture below!



What is it?

- a. It is a pedicab
- b. It is a bike
- c. It is a motorcycle
- d. It is a truck

2. Look at the picture below!



What is that?

- a. That is a car
- b. That is a bus
- c. That is a truck
- d. That is a pedicab

3. I go to school by motorcycle

Kata yang bergaris bawah artinya adalah...

- a. Mobil
- b. Sepeda
- c. Sepeda motor
- d. Becak

4. Ani goes to school by bus

Arti dari kalimat tersebut adalah....

- a. Ani pergi ke sekolah naik sepeda
- b. Ani pergi ke sekolah berjalan kaki
- c. Ani pergi ke sekolah naik bus
- d. Ani pulang dari sekolah naik becak

5. Bahasa Inggris dari " Ayah pergi ke kantor naik mobil" adalah....

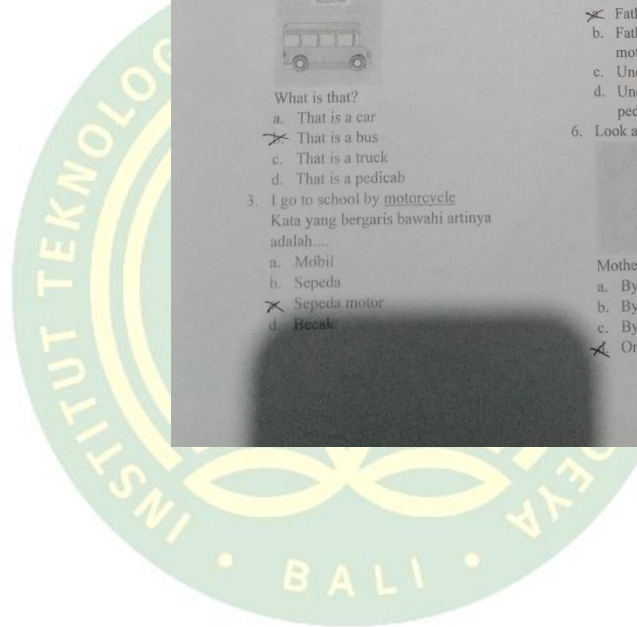
- a. Father goes to office by car
- b. Father goes to office by motorcycle
- c. Uncle goes to school by car
- d. Uncle goes to school by pedicab

6. Look at the picture below!



Mother goes to the market....

- a. By motorcycle
- b. By car
- c. By bike
- d. On foot



7. Look at the picture below!



Mr. Tono goes to work....

- a. By bike
- b. By motorcycle
- c. By car
- d. On foot

8. Divan : how do you go to school?

Fara : .....

Kalimat yang tepat untuk melengkapi percakapan tersebut adalah....

- a. No, it isn't
- b. Yes, it is
- c. I go to school by bus
- d. It is a bus

9. Look at the picture below!



How does Tina go to school?

- a. Tina goes to school on foot
- b. Tina goes to school by motorcycle
- c. Tina goes to school by bike
- d. Tina goes to school by train

10. Look at the picture below!



How does Mr. Rendi go to Nusa Penida?

- a. Mr. rendi goes to Nusa Penida by ship
- b. Mr. rendi goes to Nusa penida by plane

- c. Mr. rendi goes to nusa Penida by train
- d. Mr. rendi goes to Nusa Penida by boat

11. Kikan : .... ?

Angga : i go to school by pedicab  
Kalimat tanya yang tepat untuk melengkapi titik-titik tersebut adalah....

- a. What is it?
- b. How do you go to school?
- c. Is it a pedicab?
- d. Where do you go?

12. Look at the picture below!



Mr. zaki goes to jakarta by....

- a. Plane
  - b. Helicopter
  - c. Train
  - d. Ship
13. O-m-t-r-c-e-l-o-y-c, jika di susun menjadi kalimat yang benar adalah....

- a. Ryclemotor
- b. Cyclemotor
- c. Motorcycle
- d. Motorlecyc

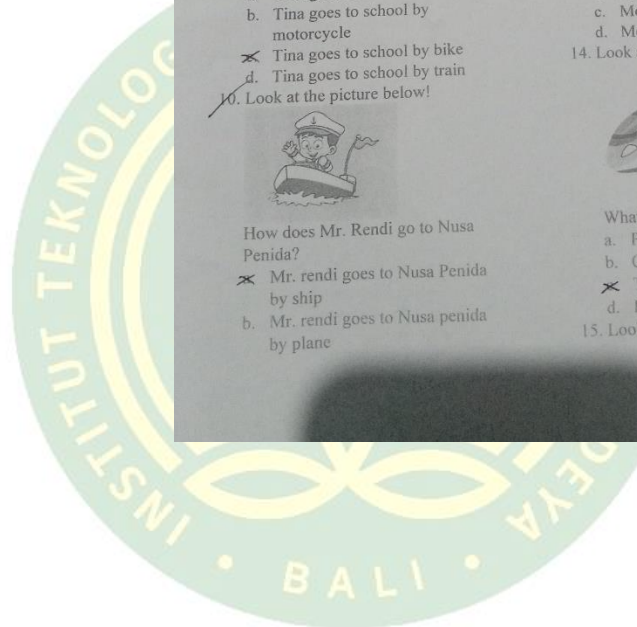
14. Look at the picture below!




What is that?


- a. Pedicab
- b. Car
- c. Train
- d. Boat

15. Look at the picture below!






- a. Pedicab
  - b. Motorcycle
  - c. Helicopter
  - d. Plan
16. Bahasa Inggris dari "saya pergi ke sekolah jalan kaki" adalah....
- a. I goes to school by train
  - b. I goes to school on foot
  - c. I goes to school by car
  - d. I goes to school by plane
17. P-c-a-b-e-i-d jika di susun menjadi kalimat yang benar adalah....
- a. Bedicab
  - b. [edicab
  - c. Cadiped
  - d. Cedicab
18. Look at the picture!



- What is that?
- a. Plan
  - b. Train
  - c. Helicopter
  - d. Bike

19. Look at the picture!



- Tino goes to school by?
- a. Truck
  - b. Car
  - c. Plan
  - d. Bus

20. Look at the picture below



- What is that?
- a. Bus
  - b. Car
  - c. Truck
  - d. motorcycle



S = 7  
B = 10      95

Bangli, 16 Mei 2025

Nama: Nikadek Seruni Astuti  
Nomor: 15  
Kelas: 4

SOAL POST TEST BAHASA INGGRIS KELAS IV  
HOW DO YOU GO TO SCHOOL

I. Answer the Following Question  
Correctly

1. Look at the picture below!



What is it?

- a. It is a pedicab
- b. It is a bike
- c. It is a motorcycle
- d. It is a truck

2. Look at the picture below!



What is that?

- a. That is a car
- b. That is a bus
- c. That is a truck
- d. That is a pedicab

3. I go to school by motorcycle

Kata yang bergaris bawah artinya adalah....

- a. Mobil
- b. Sepeda
- c. Sepeda motor
- d. Becak

4. Ani goes to school by bus

Arti dari kalimat tersebut adalah....

- a. Ani pergi ke sekolah naik sepeda
- b. Ani pergi ke sekolah berjalan kaki
- c. Ani pergi ke sekolah naik bus
- d. Ani pulang dari sekolah naik becak

5. Bahasa Inggris dari "Ayah pergi ke kantor naik mobil"

Adalah....

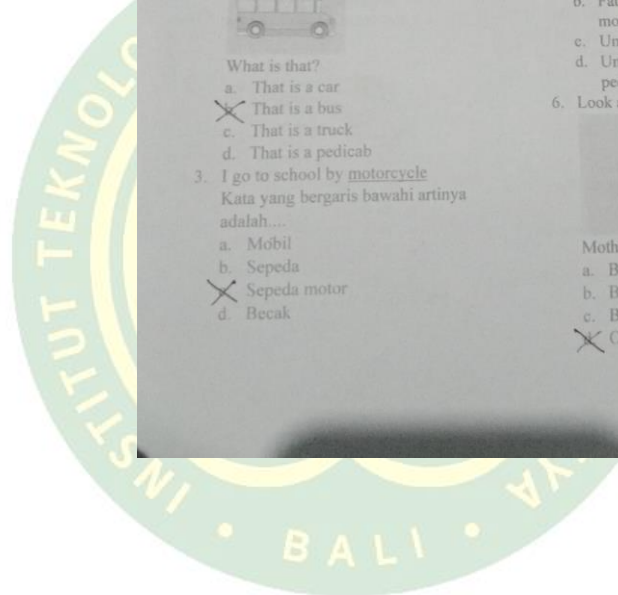
- a. Father goes to office by car
- b. Father goes to office by motorcycle
- c. Uncle goes to school by car
- d. Uncle goes to school by pedicab

6. Look at the picture below!



Mother goes to the market....

- a. By motorcycle
- b. By car
- c. By bike
- d. On foot



7. Look at the picture below!



Mr. Tono goes to work....

- a. By bike
- b. By motorcycle
- c. By car
- d. On foot

8. Divan : how do you go to school?  
Fara : .....

Kalimat yang tepat untuk melengkapi percakapan tersebut adalah....

- a. No, it isn't
- b. Yes, it is
- c. I go to school by bus
- d. It is a bus

9. Look at the picture below!



How does Tina go to school?

- a. Tina goes to school on foot
- b. Tina goes to school by motorcycle
- c. Tina goes to school by bike
- d. Tina goes to school by train

10. Look at the picture below!



How does Mr. Rendi go to Nusa Penida?

- a. Mr. rendi goes to Nusa Penida by ship
- b. Mr. rendi goes to Nusa penida by plane
- c. Mr. rendi goes to nusa Penida by train
- d. Mr. rendi goes to Nusa Penida by boat

- c. Mr. rendi goes to nusa Penida by train
- b. Mr. rendi goes to Nusa Penida by boat

11. Kikan : .... ?

Angga : i go to school by pedicab

Kalimat tanya yang tepat untuk melengkapi titik-titik tersebut adalah....

- a. What is it?
- b. How do you go to school?
- c. Is it a pedicab?
- d. Where do you go?

12. Look at the picture below!



Mr. zaki goes to jakarta by....

- a. Plane
- b. Helicopter
- c. Train
- d. Ship

13. O-m-t-r-e-e-l-o-y-c, jika di susun menjadi kalimat yang benar adalah....

- a. Ryclemotor
- b. Cyclemotor
- c. Motorcycle
- d. Motorlecy

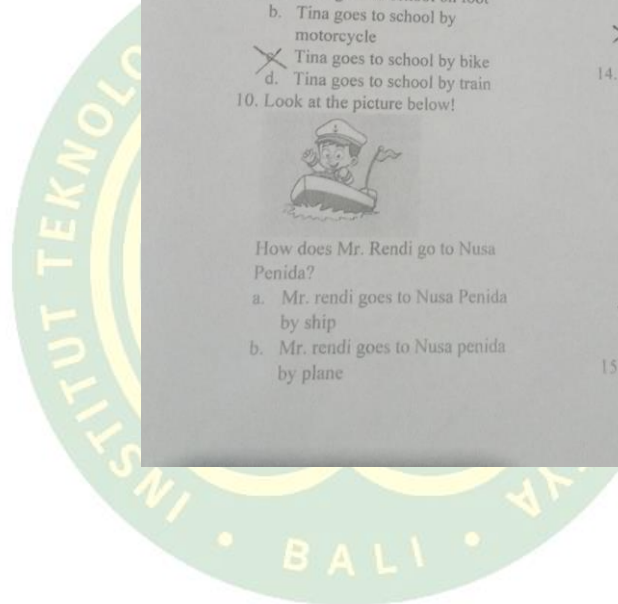
14. Look at the picture below!



What is that?

- a. Pedicab
- b. Car
- c. Train
- d. Boat

15. Look at the picture below!





- a. Pedicab
- b. Motorcycle
- c. Helicopter
- d. Plan


16. Bahasa Inggris dari "saya pergi ke sekolah jalan kaki" adalah....

- a. I goes to school by train
- b. I goes to school on foot
- c. I goes to school by car
- d. I goes to school by plane

17. P-c-a-b-e-i-d jika di susun menjadi kalimat yang benar adalah....

- a. Bedicab
- b. Iedicab
- c. Cadiped
- d. Cedicab


18. Look at the picture!



What is that?

- a. Plan
- b. Train
- c. Helicopter
- d. Bike

19. Look at the picture!



Tino goes to school by?

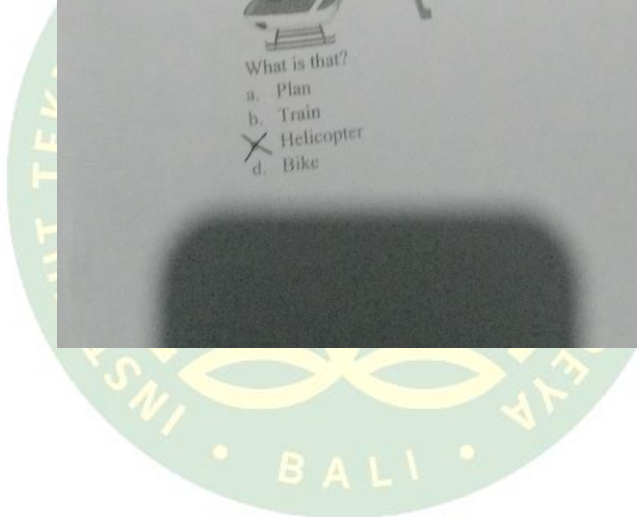
- a. Truck
- b. Car
- c. Plan
- d. Bus

20. Look at the picture below



What is that?

- a. Bus
- b. Car
- c. Truck
- d. motorcycle



**Table : data on post test results cycle 1**

No	Nama Siswa	Nilai Pre test	Keterangan
1	Ida Ayu Komang sinta prmeswari		Pass
2	Ida I Dw agung tya prabadiva	80	Pass
3	Ni Putu Febry prameswari	75	Pass
4	I Made krisna jumna saputra	70	Not pass
5	I Made Abhi sana pararma kirna	75	Pass
6	Ida Bagus trysuyana brahmana siva s	70	Not pass
7	Ni Putu Ayu kartika putri	75	Pass
8	Ni Nengah yuninda sari	55	Not pass
9	Ni Made Ari Angita putri	85	Pass
10	Ida ayu arisya satya kinasih	85	Pass
11	I Dewa agung ayu kartika jutian tini	75	Pass
12	I Dewa agung ayu kartika sugian tina	92	Pass
13	I kadek seruni astuti	95	Pass
14	Ni kadek yunda riyanti	50	Not pass
15	I Gusti komang sucita cahyakusuma	90	Pass
16	Ida Ayu ega dania santika	50	Not pass
17	I luh putu ika sri wulandari	85	Pass
18	Ida Ayu made rina jayanti p	90	Pass
	<b>Total student score</b>	<b>1.385</b>	
	<b>Classical Value</b>	<b>72,2%</b>	
	<b>Mean score</b>	<b>76,94</b>	

**DOCUMENTATIO CYCLE 1**

### Documentation of the first meeting of cycle



At this meeting the researcher explained the material taught using audiovisual media, and then the researcher gave students sample questions, and students discussed with their friends.

### Documentation of the first meeting of cycle 2



The researcher gave the students a question sheet and then told the students to work on the problem; then the students worked on the problem independently.

## CYCLE 24

### MODUL AJAR KURIKULUM MERDEKA BAHASA INGGRIS KELAS 4 SDN 3 CEMPAGA

#### INFORMASI UMUM

<b>A. IDENTITAS MODUL</b>	
Penyusun	Ni Komang Ari astuti
Instansi	SD N 3 Cempaga Bangli
Tahun penyusun	Tahun 2025
Jenjang sekolah	SD
Mata pelajaran	Bahasa Inggris
Fase/ kelas	4 SD N 3 Cempaga
Kata kunci	HE GOES TO SCHOOL BY BIKE
Alokasi waktu	3x25 menit
Jumlah siswa	20 orang
Model pembelajaran	Tatap muka
Assesment	Asesmen individual ( asesmen formatif)
<b>B. TUJUAN PEMBELAJARAN</b>	
<ul style="list-style-type: none"><li>Siswa dapat memahami kata-kata yang sering digunakan sehari-hari dengan bantuan gambar/ilustras. Mereka membaca dan memberikan respon terhadap teks pendek sederhana dan familiar dalam bentuk tulisan atau digital, termasuk teksvisual, multimodal atau interaktif.</li><li>Siswa mampu mengidentifikasi jenis-jenis kendaraan.</li></ul>	
<b>C. PROFIL PELAJAR PANCASILA</b>	
<ul style="list-style-type: none"><li>Mandiri</li><li>Kreatif</li><li>Bergotong royong</li></ul>	
<b>D. SARANA DAN PRASARANA</b>	
<ul style="list-style-type: none"><li>Papan tulis, spidol, laptop, media audiovisual dan proyektor.</li></ul>	
<b>E. PERSIAPAN PEMBELAJARAN</b>	

Pembukaan:

- Mengucapkan salam
- Berdoa menurut keyakinan masing- masing
- Mengecek kehadiran
- Mengkondisikan kelas agar disiplin dan menyenangkan saat mengikuti pembelajaran yang sedang berlangsung.
- Memberikan stimulus dengan menanyakan tentang mengenai pembelajran sebelumnya

Kegiatan inti:

Pertemuan 1

- Guru menyampaikan materi dan tujuan pembelajaran
- Guru menerangkan materi pembelajaran tentang He goes to school dengan menggunakan media audiovisual
- Mengupayakan pembelajaran agar lebih aktif dan kondusif
- memberikan pertanyaan atau memberi kesempatan siswa untuk bertanya terkait dengan materi yang telah diajarkan.
- Guru meminta peserta didik untuk mendengarkan penjelasan tentang materi yang diajarkan dengan menggunakan media audiovisua berbasis youtube.
- Peserta didik memperhatikan dan menyimak penjelasan guru serta menjawab pertanyaan tentang materi yang diajarkan.
- Guru mengajukan beberapa pertanyaan kepada siswa tentang materi yang diajarkan.


**Kegiatan hakhir pertemuan II**

- Peserta didik dibagikan lembar evaluasi.
- Peserta didik mengerjakan lembar evaluasi secara mandiri.

- Peserta didik menyampaikan perasaan tentang kegiatan hari ini
- Peserta didik dibantu oleh guru merefleksikan apa saja yang telah dipelajari hari ini.
- Peserta didik menyimak penjelasan guru tentang pembelajaran selanjutnya.
- Peserta didik dan guru menutup pembelajaran hari ini dengan mengucapkan paramesanthi, berdoa, menyanyikan yel” pramuka.

**MATERI**

How do you go to school



**SOAL POST TEST BAHASA INGGRIS KELAS IV  
HE GOES TO SCHOOL BY BIKE  
CAYCLE 2**

1. Look at the picture below!



Father goes to work....

- a. At six o'clock by motorcycle
- b. At six o'clock by bike
- c. At seven o'clock by motorcycle
- d. At seven o'clock by bike


2. Look at the picture below!



Mother goes to market....

- a. At six o'clock by motorcycle
- b. At six o'clock on foot
- c. At seven o'clock by motorcycle
- d. At seven o'clock on foot

3. Look at the picture below!



Grandfather goes to paddy field....

- a. At four o'clock by ship
  - b. At four o'clock by bike
  - c. At five o'clock by ship
  - d. At five o'clock by bike
4. Look at the picture below!



- a. At eleven o'clock by bus
- b. At eleven o'clock by car
- c. At eleven o'clock by bus
- d. At eleven o'clock by car

5. Look at the picture below!



Tono goes to Bali....

- a. At two o'clock by pedicab
- b. At two o'clock by plane
- c. At three o'clock by plane
- d. At three o'clock by pedicab

6. Look at the picture below!



- a. At half past three by car
- b. At half past three by bus
- c. At half past four by car
- d. At half past four by bus

7. Look at the picture below!



Tono and his mother go to grandmas hous by....

- a. Bus
- b. Train
- c. Pedicab
- d. Truck

8. Look at the picture below!



Cantika goes to book store....

- a. At quarter to five by train
- b. At quarter to five by car
- c. At quarter to four by train
- d. At quarter to four by car

9. Look at the picture below!



How does mr. didin go to work?

- a. Mr. didin goes to work by helicopter
- b. Mr. didin goes to work by truck
- c. Mr. didin goes to work by ship
- d. Mr. didin goes to work by train

10. Look at the picture below!



Father goes to the office....

- a. At quarter to seven by bus
- b. At half to seven by bus
- c. At half to seven by car

### Isian

Translate these sentences into Bahasa Indonesia!

1. Denita and her family go to Bandung by train.

.....  
.....

2. Mrs. Tia goes to the office at 07.00 by car.

.....  
.....

3. Wayan and made go to Malang at 06.00 by bus.

.....  
.....

4. My mother goes to the market at 08.00 by on foot.

.....  
.....

5. Wahyu goes to school by at 10.00 by bike.


.....  
.....  
6. Mr anto goes to work at 07. 30 by truck.  
.....  
.....

7. Grandfather goes to nusa penida at 12.00 by boat.  
.....  
.....

8. Mr. tedi goes to bali at 12.30 by plane.  
.....  
.....

9. Komang goes to book store at 09.00 by pedicab.  
.....  
.....

10. Mother goes to supermaket at 06.30 on foot.  
.....  
.....



## Attachment documentation of student learning outcomes cycle 2


100

Bangli, 16 Mei 2025

Nama : Pda Ayu Komang Sinta Prameswari  
Nomor : 9  
Kelas : 4

**SOAL POST TEST BAHASA INGGRIS KELAS IV**  
**HE GOES TO SCHOOL BY BIKE**


1. Look at the picture below!



Father goes to work....

- At six o'clock by motorcycle
- At six o'clock by bike
- At seven o'clock by motorcycle
- At seven o'clock by bike


2. Look at the picture below!



Mother goes to market....

- At six o'clock by motorcycle
- At six o'clock on foot
- At seven o'clock by motorcycle
- At seven o'clock on foot


3. Look at the picture below!



Grandfather goes to paddy field....

- At four o'clock by ship
- At four o'clock by bike
- At five o'clock by ship
- At five o'clock by bike

4. Look at the picture below!



5. Look at the picture below!





Tono goes to Bali...

- a. At two o'clock by pedicab
- b. At two o'clock by plane
- c. At three o'clock by plane
- d. At three o'clock by pedicab

6. Look at the picture below!



- a. At half past three by car
- b. At half past three by bus
- c. At half past four by car
- d. At half past four by bus

7. Look at the picture below!



Tono and his mother go to grandmas hous by....

- a. Bus
- b. Train
- c. Pedicab
- d. Truck

8. Look at the picture below!



Cantika goes to book store...

- a. At quarter to five by train
- b. At quarter to five by car
- c. At quarter to four by train
- d. At quarter to four by car

9. Look at the picture below!



How does mr. didin go to work?

- a. Mr. didin goes to work by helicopter
- b. Mr. didin goes to work by truck
- c. Mr. didin goes to work by ship
- d. Mr. didin goes to work by train

10. Look at the picture below!



Father goes to the office....

- a. At quarter to seven by bus
- b. At half to seven by bus
- c. At half to seven by car

11. Look at the picture below!

### Isian

Translate these sentences into Bahasa Indonesia!

1. Denita and her family go to Bandung by train.

Denita dan keluarganya pergi ke Bandung naik kereta

2. Mrs. Tia goes to the office at 07.00 by car.

Bu Tia pergi ke kantor pukul 07.00 dengan mobil

3. Wayan and made go to Malang at 06.00 by bus.

Wayan dan Made pergi ke Malang pukul 06.00 dengan bus



4. My mother goes to the market at 08.00 by on foot.  
Ibu saya pergi ke pasar jam 8 berjalan kaki
5. Wahyu goes to school by at 10.00 by bike.  
Wahyu pergi ke sekolah jam 10 dengan sepeda
6. Mr anto goes to work at 07.30 by truck  
Pak Anto pergi bekerja setengah tujuh dengan truk
7. Grandfather goes to nusa penida at 12.00 by boat.  
Kakek pergi ke nusa penida jam 12 dengan perahu
8. Mr. tedi goes to bali at 12.30 by plane.  
Pak tedi pergi ke bali setengah satu dengan pesawat
9. Komang goes to book store at 09.00 by pedicab.  
Komang pergi ke toko buku jam 9 dengan becak
10. Mother goes to square at 06.30 on foot.  
Ibu pergi ke supermarket setengah tujuh jalan kaki



B = 20/19  
S = 0/1

Bangli, 16 Mei 2025

Nama Ni Kadek Seruni Astuti  
Nomor : 15  
Kelas 4

SOAL POST TEST BAHASA INGGRIS KELAS IV  
HE GOES TO SCHOOL BY BIKE

1. Look at the picture below!



- Father goes to work....
- a. At six o'clock by motorcycle
  - b. At six o'clock by bike
  - c. At seven o'clock by motorcycle
  - d. At seven o'clock by bike

2. Look at the picture below!



- Mother goes to market....
- a. At six o'clock by motorcycle
  - b. At six o'clock on foot
  - c. At seven o'clock by motorcycle
  - d. At seven o'clock on foot

3. Look at the picture below!



- Grandfather goes to paddy field....
- a. At four o'clock by ship
  - b. At four o'clock by bike
  - c. At five o'clock by ship
  - d. At five o'clock by bike

4. Look at the picture below!



- a. At eleven o'clock by bus
- b. At eleven o'clock by car
- c. At eleven o'clock by bus
- d. At eleven o'clock by car

5. Look at the picture below!





- Tono goes to Bali ...
- At two o'clock by pedicab
  - At two o'clock by plane
  - At three o'clock by plane
  - At three o'clock by pedicab

6. Look at the picture below!



- At half past three by car
- At half past three by bus
- At half past four by car
- At half past four by bus

7. Look at the picture below!



Tono and his mother go to grandmas house by....

- Bus
- Train
- Pedicab
- Truck

8. Look at the picture below!



- Cantika goes to book store ...
- At quarter to five by train
  - At quarter to five by car
  - At quarter to four by train
  - At quarter to four by car

9. Look at the picture below!



How does Mr. Didin go to work?

- Mr. Didin goes to work by helicopter
- Mr. Didin goes to work by truck
- Mr. Didin goes to work by ship
- Mr. Didin goes to work by train

10. Look at the picture below!



Father goes to the office....

- At quarter to seven by bus
- At half to seven by bus
- At half to seven by car

11. Look at the picture below!

**Isian**

Translate these sentences into Bahasa Indonesia!

- Denita and her family go to Bandung by train.  
Denita dan keluarga pergi ke Bandung dengan kereta.
- Mrs. Tia goes to the office at 07.00 by car.  
Bu. Tia pergi ke kantor pukul tujuh dengan mobil.
- Wayan and Made go to Malang at 06.00 by bus.  
Wayan dan Made pergi ke kota Malang dengan bus.



- 4 My mother goes to the market at 08.00 by on foot.  
Ibu saya pergi ke Supermarket pukul delapan dengan jalan kaki
- 5 Wahyu goes to school by at 10.00 by bike.  
Wahyu pergi ke sekolah pukul sepuluh dengan sepeda
- 6 Mr anto goes to work at 07.30 by truck.  
pak anto pergi kerja pukul tujuh tiga puluh dengan truck
- 7 Grandfather goes to nusa penida at 12.00 by boat.  
kakek pergi ke nusa penida pukul dua belas dengan perahu cepat
- 8 Mr. tedi goes to bali at 12.30 by plane.  
pak tedi pergi ke bali pukul dua belas tiga puluh dengan pesawat
- 9 Komang goes to book store at 09.00 by pedicab.  
komang pergi ke toko buku pukul sembilan dengan becak
- 10 Mother goes to square at 06.30 on foot.  
ibu pergi ke Supermarket pukul enam tiga puluh dengan jalan kaki



S = 2  
B = 18  
90

Bangli, 16 Mei 2025

Nama : dewa AA kartika suriani Timi  
Nomor : 2  
Kelas : IV/4

SOAL POST TEST BAHASA INGGRIS KELAS IV  
HE GOES TO SCHOOL BY BIKE

1. Look at the picture below!



Father goes to work....

- a. At six o'clock by motorcycle
- b. At six o'clock by bike
- c. At seven o'clock by motorcycle
- d. At seven o'clock by bike

2. Look at the picture below!



Mother goes to market....

- a. At six o'clock by motorcycle
- b. At six o'clock on foot
- c. At seven o'clock by motorcycle
- d. At seven o'clock on foot

3. Look at the picture below!



Grandfather goes to paddy field....

- a. At four o'clock by ship
- b. At four o'clock by bike
- c. At five o'clock by ship
- d. At five o'clock by bike

4. Look at the picture below!



- a. At eleven o'clock by bus
- b. At eleven o'clock by car
- c. At eleven o'clock by bus
- d. At eleven o'clock by car

5. Look at the picture below!





Tono goes to Bali ...

- a. At two o'clock by pedicab
  - b. At two o'clock by plane
  - c. At three o'clock by plane
  - d. At three o'clock by pedicab
6. Look at the picture below!



- a. At half past three by car
  - b. At half past three by bus
  - c. At half past four by car
  - d. At half past four by bus
7. Look at the picture below!




Tono and his mother go to grandmas hous by....

- a. Bus
  - b. Train
  - c. Pedicab
  - d. Truck
8. Look at the picture below!



Cantika goes to book store...

- a. At quarter to five by train
  - b. At quarter to five by car
  - c. At quarter to four by train
  - d. At quarter to four by car
9. Look at the picture below!



How does mr. didin go to work?

- a. Mr. didin goes to work by helicopter
  - b. Mr. didin goes to work by truck
  - c. Mr. didin goes to work by ship
  - d. Mr. didin goes to work by train
10. Look at the picture below!



Father goes to the office....

- a. At quarter to seven by bus
  - b. At half to seven by bus
  - c. At half to seven by car
11. Look at the picture below!

### Isian

Translate these sentences into Bahasa Indonesia!

1. Denita and her family go to Bandung by train.  
Denita dan keluarga pergi ke Bandung dengan kereta.
2. Mrs Tia goes to the office at 07.00 by car.  
ibu Tia Pergi ke kantor jam 7 dengan mobil.
3. Wayan and made go to Malang at 06.00 by bus.  
Wayan dan made Pergi ke Malang jam 6 dengan bus.



4. My mother goes to the market at 08.00 by on foot.  
ibu saya pergi ke pasar jam 8 dengan jalan kaki.
5. Wahyu goes to school by at 10.00 by bike.  
Wahyu pergi ke sekolah jam 10 dengan sepeda.
6. Mr anto goes to work at 07.30 by truck.  
Paman anto pergi bekerja jam 7 kurang dengan truk.
7. Grandfather goes to nusa penida at 12.00 by boat.  
Ayah saya pergi ke nusa penida jam 12 dengan kapal.
8. Mr tedi goes to bali at 12.30 by plane.  
Pak tedi pergi ke bali jam 12 kurang dengan pesawat.
9. Komang goes to book store at 09.00 by pedicab.  
komang pergi ke toko buku jam 9 dengan becak.
10. Mother goes to square at 06.30 on foot.  
ibu pergi ke pasar jam 6 kurang jalan kaki.



**Table : data on post test results cycle 2**

No	Nama Siswa	Nilai Post test	Keterangan
1	Ida Ayu Komang sinta prmeswari	100	Pass
2	Ida I Dw agung tya prabadiva	95	Pass
3	Ni Putu Febry prameswari	75	Pass
4	I Made krisna jumna saputra	90	Pass
5	I Made Abhi sana parama kirna	80	Pass
6	Ida Bagus trysuyana brahmana siva s	100	Pass
7	Ni Putu Ayu kartika putri	80	Pass
8	Ni Nengah yuninda sari	95	Pass
9	Ni Made Ari Angita putri	90	Pass
10	Ida ayu arisya satya kinasih	85	Not Pass
11	I Dewa agung ayu kartika jutian tini	90	Pass
12	I Dewa agung ayu kartika sugian tina	90	Pass
13	I kadek seruni astuti	95	Pass
14	Ni kadek yunda riyanti	60	Not Pass
15	I Gusti komang sucita cahyakusuma	95	Pass
16	Ida Ayu ega dania santika	60	Pass
17	I luh putu ika sri wulandari	95	Pass

18	Ida Ayu made rina jayanti p	95	Pass
	<b>Total student score</b>	<b>1.565</b>	
	<b>Classical Value</b>	<b>88,8%</b>	<b>Pass</b>
	<b>Mean score</b>	<b>86,94</b>	



## DOCUMENTATIO CYCLE 2

### Documentation of the first meeting of cycle 1



The researcher gave the students a question sheet and then told the students to work on the problem; then the students worked on the problem independently.

### Documentation of the first meeting of cycle 2




students are given a question sheet, and explained how to work then students answer the questions given.

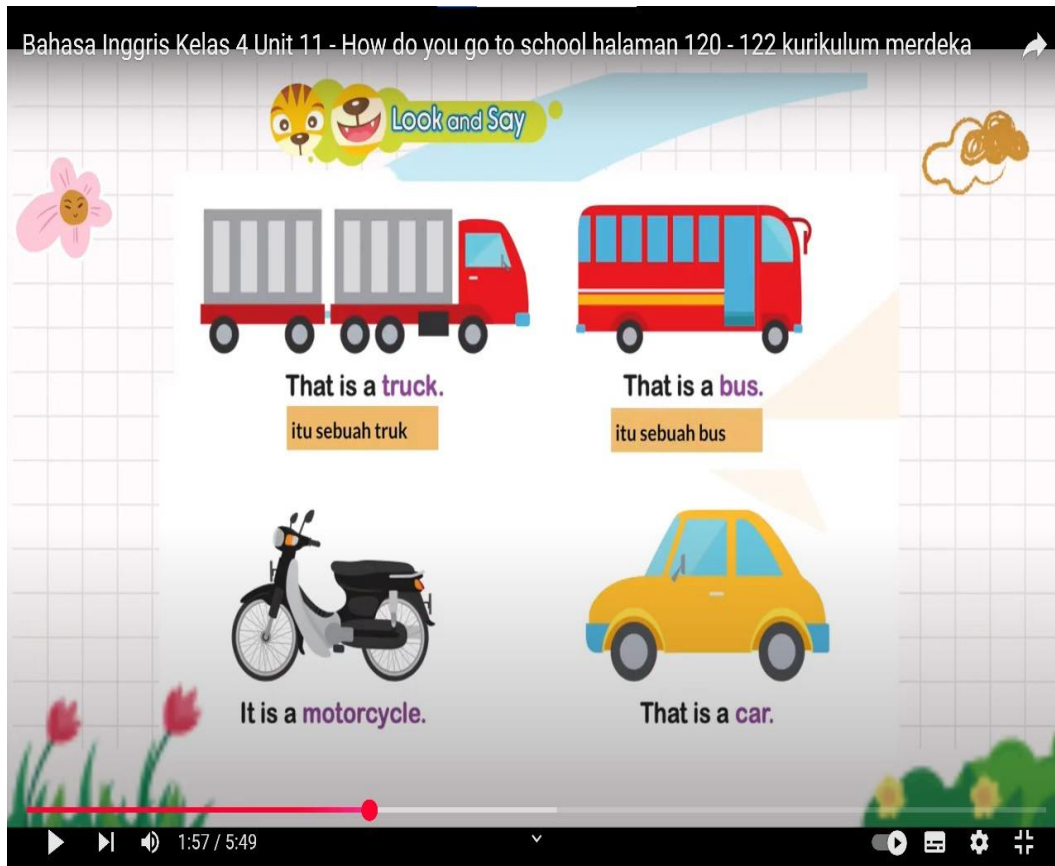
**Table . comparison of English learning outcomes using audiovisual media with before action cycle, 1 and 2**

No	Name	Student Score			Information
		Before Action	Cycle 1	Cycle 2	
1	I D A Komang sinta prameswari	85	85	100	Pass
2	Ida I dewa Agung tya prabadiva	76	80	95	Pass
3	Ni Putu Febry Prameswari	44	75	75	Pass
4	I Made krisna jumna saputra	70	70	90	Pass
5	I Made Abhi sana prararma kirna	75	75	80	Pass
6	Ida bagus trysuyana brahmana siwa	52	70	100	Pass
7	Ni Putu ayu kartika putri	72	75	80	Pass
8	Ni Nengah yuninda sari	46	55	95	Pass
9	Ni made ari angita putri	82	85	90	Pass
10	Ida Ayu arisya stya kinasih	76	85	80	Pass
11	I Dewa agung ayu kartika juniantini	40	75	90	Pass
12	I Dewa agung ayu kartika sugian tina	80	92	90	Pass
13	I Kadek seruni astuti	75	95	95	Pass
14	I Kadek yunda riyanti	32	50	60	Not Pass

15	I Gusti komang sucita cahyakusuma	62	90	95	Pass
16	Ida Ayu ega dania santika	36	50	60	Not Pass
17	I luh putu ika sri wulandari	82	85	95	Pass
18	Ida Ayu made rina jayanti putri	82	90	95	Pass
	<b>Total student score</b>	<b>1.027</b>	<b>1.385</b>	<b>1.565</b>	<b>Meningkat</b>
	<b>Classical Value</b>	<b>50%</b>	<b>72,2%</b>	<b>88,8%</b>	<b>Meningkat</b>
	<b>Mean Score</b>	<b>57,5</b>	<b>76,94</b>	<b>86,94</b>	<b>Meningkat</b>



**Video Image used While Teaching Cycley 1  
How do you Go to School?**



**Video Image used While Teaching Cycley 2  
He Goes To School By Bike**



Father goes to the office at 07.00 by bus.



Joshua goes to school at 06.30 by bike.

*Ayah pergi ke kantor jam 7 dengan naik bis*



2:53 / 8:27

