

# APPENDICES



## Appendix 1. Pre-test questions

**Please Match the animals!**

Ayam — Fish  
 Ikan — Bird  
 Burung — Chicken

Babi — Pig

Ular — Snake

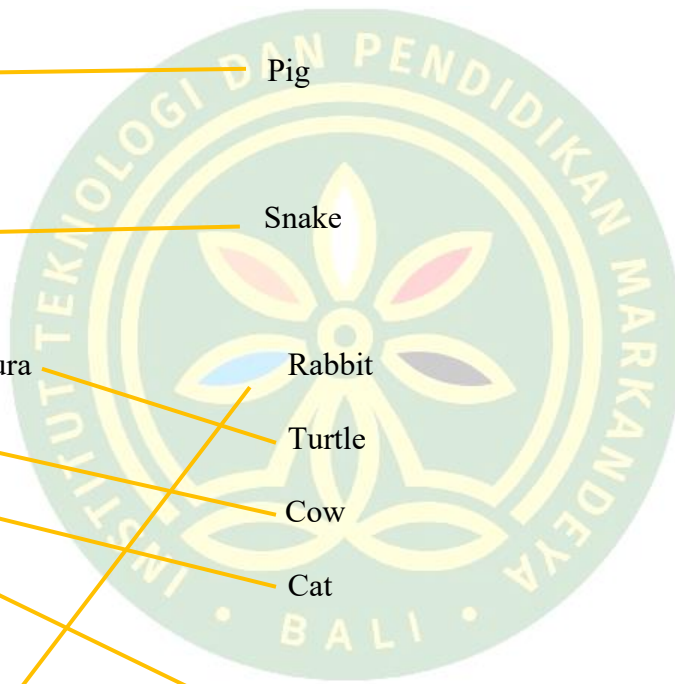
Kura – kura — Rabbit

Sapi — Turtle

Kucing — Cow

Anjing — Cat

Kelinci — Dog



**Appendix 2. Pre – test Result**


No.	Name	Score
1.	Student 1	30

2.	Student 2	50
3.	Student 3	20
4.	Student 4	40
5.	Student 5	50
	<b>Average score</b>	38
	<b>Classical Mastery</b>	0%



### Appendix 3. Observation sheet

<b>Date:</b>
<b>Duration:</b>
<b>Location:</b>
<b>Participants :</b>
<b>Activity:</b>
<b>Activity Description:</b>



#### Appendix 4 Observation Result Cycle I

<b>Date:</b> Monday, 7 April 2025
<b>Duration:</b>
<b>Location:</b> SD N 4 Kawan
<b>Participants :</b> 5 Students
<b>Activity:</b> Introduction and implementation of English vocabulary learning using flashcard media (animal theme).
<b>Activity Description:</b>
<p>The teacher began the lesson by introducing 10 animal flashcards, pronouncing each animal name in English, and asking students to repeat after the teacher. Students were then asked to identify and say the animal names one by one. In the next activity, students participated in a vocabulary guessing game using the flashcards. Some students showed interest and enthusiasm, but others were still shy and hesitant to pronounce the words. The teacher provided guidance and repeated the pronunciation to help students remember. At the end of the session, students were asked to write down the names of the animals in their notebooks. Overall, student engagement began to increase, although some still needed more support in pronunciation and confidence</p>

## Appendix 5 . Observation Result Cycle II

<b>Date:Monday, 14 April 2025</b>
<b>Duration:</b>
<b>Location:SD N 4 Kawan</b>
<b>Participants : 5 Students</b>
<b>Activity:</b> Vocabulary reinforcement using flashcard games and speaking practice.
<b>Activity Description:</b>
<p>The teacher reviewed the animal vocabulary learned in Cycle I using flashcards and introduced new interactive games such as “Guess the Animal” and “Match the Word”. Each student took turns coming to the front, selected a flashcard, and made a simple English sentence, e.g., “This is a cow.” Students were also asked to match flashcards to written words and use the vocabulary in short oral responses. Most students showed significant improvement in pronunciation and fluency. They appeared more confident, enthusiastic, and actively participated during the session. The teacher provided individual feedback and encouraged students to use new vocabulary in complete sentences. The learning atmosphere was fun and engaging, indicating that the flashcard media was effective in increasing students’ vocabulary mastery and speaking confidence.</p>

## Appendix 6. Lesson Plan Cycle I

### Lesson Plan (Grade II)

#### Module Identity

Subject	English
Grade/Semester	II / Second Semester
Topic	Animal Vocabulary
Duration	2 x 35 minutes
Media	Flashcards (animal pictures), whiteboard, markers
Methods	Demonstration, Q&A, Games, Role Play

#### Learning Objectives

No.	Objectives
1	Students can mention at least 5 animal names in English correctly.
2	Students can pronounce the animal names accurately.
3	Students can make simple sentences using animal vocabulary.
4	Students actively participate in activities using flashcards.

#### Learning Activities

Activity Stage	Description	Time
Introduction	<ul style="list-style-type: none"><li>- Greeting and motivation</li><li>- Asking about animals</li><li>- Stating objectives of the lesson</li></ul>	10 minutes
Exploration	<ul style="list-style-type: none"><li>- Show flashcards and say the animal names</li><li>- Students repeat after the teacher</li></ul>	15 minutes
Elaboration	<ul style="list-style-type: none"><li>- "Guess the Animal" game</li><li>- Match animal names with flashcards</li></ul>	20 minutes
Confirmation	<ul style="list-style-type: none"><li>- Students create simple sentences (e.g., "This is a lion.")</li></ul>	15 minutes

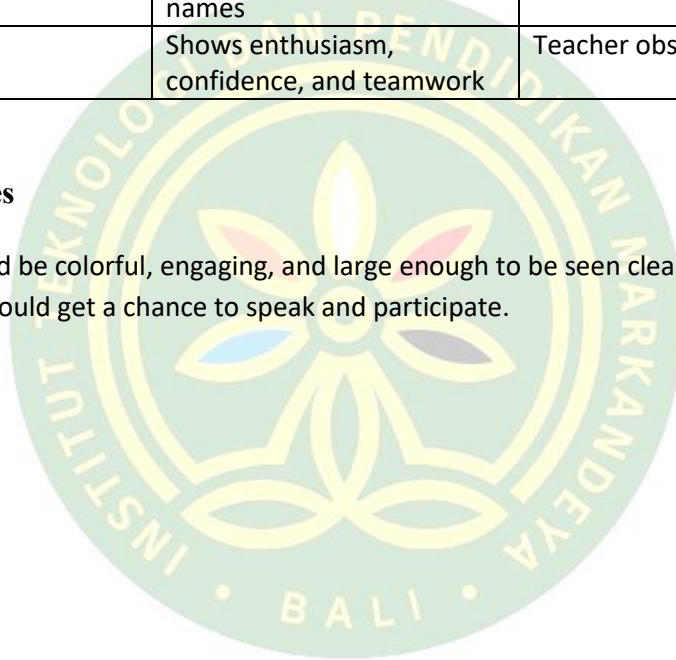
	- Teacher gives pronunciation feedback	
Closing	- Reflection (favorite animal, what they learned) - Summary and homework (draw & write 3 animals)	10 minutes

### Assessment Plan

Type	Indicator	Technique
Knowledge	Able to mention and write 5 animal names correctly	Oral and written test
Skill	Able to make simple sentences using animal names	Performance task
Attitude	Shows enthusiasm, confidence, and teamwork	Teacher observation

### Additional Notes

- Flashcards should be colorful, engaging, and large enough to be seen clearly.
- Every student should get a chance to speak and participate.



## Appendix 7. Lesson Plan Cycle II

### Lesson Plan (Grade II)

#### Module Identity

Subject	English
Grade/Semester	II / Second Semester
Topic	Animal Vocabulary
Duration	2 x 35 minutes
Media	Flashcards (animal pictures), whiteboard, markers
Methods	Demonstration, Q&A, Games, Role Play

#### Learning Objectives

No.	Objectives
1	Students can mention at least 5 animal names in English correctly.
2	Students can pronounce the animal names accurately.
3	Students can make simple sentences using animal vocabulary.
4	Students actively participate in activities using flashcards.

#### Learning Activities

Activity Stage	Description	Time
Introduction	- Greeting and motivation - Asking about animals - Stating objectives of the lesson	10 minutes
Exploration	- Show flashcards at each student's desk and say the animal names - Students repeat after the teacher	15 minutes
Elaboration	- "Guess the Animal" game - Match animal names with flashcards	20 minutes
Confirmation	- Students create simple sentences (e.g., "This is a lion.")	15 minutes

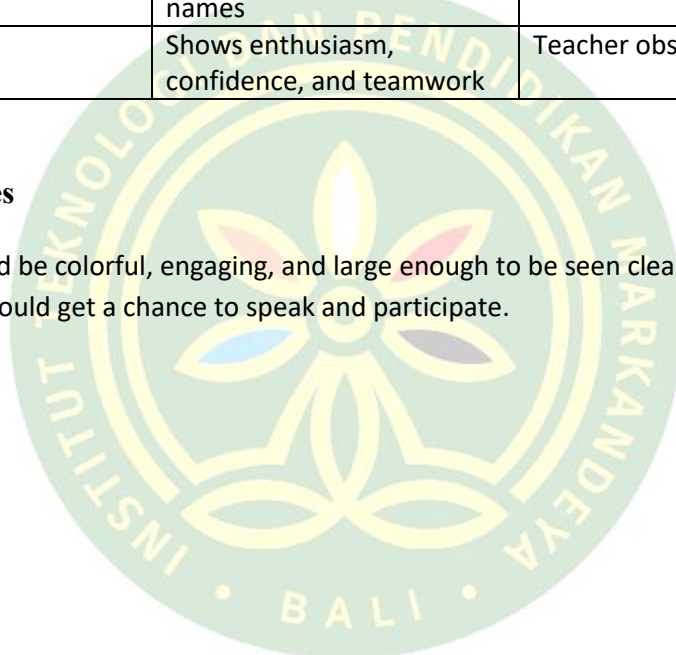
	- Teacher gives pronunciation feedback	
Closing	- Reflection (favorite animal, what they learned) - Summary and homework (draw & write 3 animals)	10 minutes

### Assessment Plan

Type	Indicator	Technique
Knowledge	Able to mention and write 5 animal names correctly	Oral and written test
Skill	Able to make simple sentences using animal names	Performance task
Attitude	Shows enthusiasm, confidence, and teamwork	Teacher observation

### Additional Notes

- Flashcards should be colorful, engaging, and large enough to be seen clearly.
- Every student should get a chance to speak and participate.



**Appendix 8. Table of II Student's Name**

No	NAMA SISWA
1	Komang Agus Adi Pradnyana
2	I Kadek Bayu Wira Pradnyana
3	Ni Luh Putu Divyanisa Falguni
4	Ni Putu Nilam Prameswari
5	I Kadek Wiradana Jonathan Bala Putra




**Appendix 9. Documentation**







Documentation of initial observation

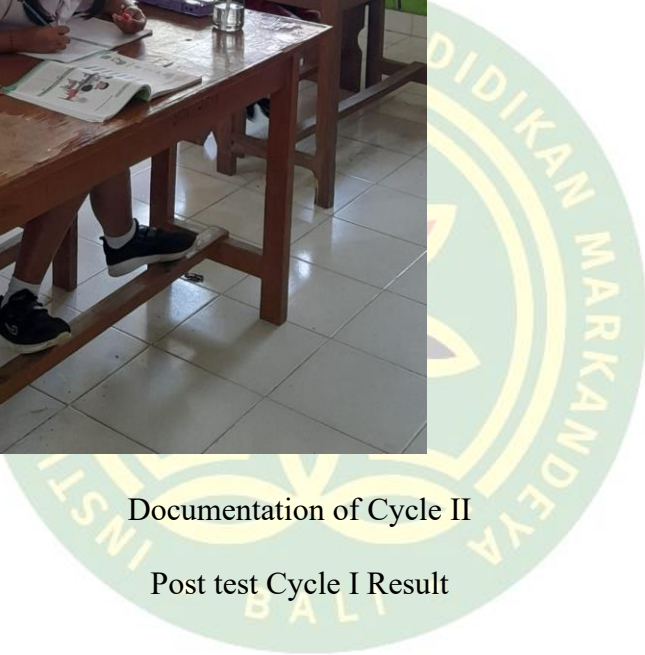


PENDIDIKAN



## Documentation of Cycle I





Documentation of Cycle II


Post test Cycle I Result

I


(50)

Animals Worksheet (Grade 2)  
 Name: Youssef  
 Number:       


Directions: Look at the pictures and choose the correct answer (a, b, c, or d).




1. What is this?  
 a. Bear  
 b. Tiger  
 c. Elephant




3. This animal lives in....  
 a. Land  
 b. Mount  
 c. Sea



2. This animal has wings and can....  
 a. swim  
 b. fly  
 c. Crawl



4. Cow is an animal that produces....  
 a. Eggs  
 b. Meet and milk  
 c. Honey




5. A chicken has two legs and can....  
 a. swim  
 b. fly  
 c. reproduce by laying eggs

I


(60)

Animals Worksheet (Grade 2)  
 Name: Youssef  
 Number:       


Directions: Look at the pictures and choose the correct answer (a, b, c, or d).




1. What is this?  
 a. Bear  
 b. Tiger  
 c. Elephant




3. This animal lives in....  
 a. Land  
 b. Mount  
 c. Sea



2. This animal has wings and can....  
 a. swim  
 b. fly  
 c. Crawl



4. Cow is an animal that produces....  
 a. Eggs  
 b. Meet and milk  
 c. Honey




5. A chicken has two legs and can....  
 a. swim  
 b. fly  
 c. reproduce by laying eggs

I


(70)

Animals Worksheet (Grade 2)  
 Name: Youssef  
 Number:       


Directions: Look at the pictures and choose the correct answer (a, b, c, or d).




1. What is this?  
 a. Bear  
 b. Tiger  
 c. Elephant




3. This animal lives in....  
 a. Land  
 b. Mount  
 c. Sea



2. This animal has wings and can....  
 a. swim  
 b. fly  
 c. Crawl



4. Cow is an animal that produces....  
 a. Eggs  
 b. Meet and milk  
 c. Honey




5. A chicken has two legs and can....  
 a. swim  
 b. fly  
 c. reproduce by laying eggs

I


(60)

Animals Worksheet (Grade 2)  
 Name: Youssef  
 Number:       


Directions: Look at the pictures and choose the correct answer (a, b, c, or d).




1. What is this?  
 a. Bear  
 b. Tiger  
 c. Elephant




3. This animal lives in....  
 a. Land  
 b. Mount  
 c. Sea



2. This animal has wings and can....  
 a. swim  
 b. fly  
 c. Crawl



4. Cow is an animal that produces....  
 a. Eggs  
 b. Meet and milk  
 c. Honey




5. A chicken has two legs and can....  
 a. swim  
 b. fly  
 c. reproduce by laying eggs


## Post test Cycle II Result


II 90


Animals Worksheet (Grade 2)  
Name: Dunya  
Number: 4


Directions: Look at the pictures and choose the correct answer (a, b, c, or d).


1. What is this?  

 a. Bear  
 b. Tiger  
 c. Elephant


2. This animal has wings and can...  

 a. Swim  
 b. Fly  
 c. Crawl


3. This animal lives in...  

 a. Land  
 b. Mount  
 c. Sea


4. Cow is an animal that produces...  

 a. Eggs  
 b. Meat and milk  
 c. Honey


5. A chicken has two legs and can...  

 a. swim  
 b. fly  
 c. reproduce by laying eggs

6. An elephant has a long trunk and can be used to...  

 a. Crying  
 b. Climbs trees  
 c. Suck air

7. A lion is a wild animal that lives in...  

 a. Forest  
 b. Sea  
 c. Air

8. A duck is an animal that is good at...  

 a. Climbing  
 b. Swimming  
 c. Flying far


9. A rabbit has long ears and can...  

 a. fly  
 b. Jump high  
 c. Dig the ground


10. A snake is an animal that...  

 a. Has legs  
 b. Does not have legs  
 c. Fly


II 90


Animals Worksheet (Grade 2)  
Name: AJUS  
Number: 1


Directions: Look at the pictures and choose the correct answer (a, b, c, or d).


1. What is this?  

 a. Bear  
 b. Tiger  
 c. Elephant


2. This animal has wings and can...  

 a. Swim  
 b. Fly  
 c. Crawl


3. This animal lives in...  

 a. Land  
 b. Mount  
 c. Sea


4. Cow is an animal that produces...  

 a. Eggs  
 b. Meat and milk  
 c. Honey


5. A chicken has two legs and can...  

 a. swim  
 b. fly  
 c. reproduce by laying eggs

6. An elephant has a long trunk and can be used to...  

 a. Crying  
 b. Climbs trees  
 c. Suck air

7. A lion is a wild animal that lives in...  

 a. Forest  
 b. Sea  
 c. Air

8. A duck is an animal that is good at...  

 a. Climbing  
 b. Swimming  
 c. Flying far

9. A rabbit has long ears and can...  

 a. fly  
 b. Jump high  
 c. Dig the ground

10. A snake is an animal that...  

 a. Has legs  
 b. Does not have legs  
 c. Fly